



**HAL**  
open science

# Contributions to the control and dynamic optimization of processes with varying delays

Charles-Henri Clerget

## ► To cite this version:

Charles-Henri Clerget. Contributions to the control and dynamic optimization of processes with varying delays. Automatic Control Engineering. Université Paris sciences et lettres, 2017. English. ⟨NNT: 2017PSLEM053⟩. ⟨tel-01822877⟩

**HAL Id: tel-01822877**

**<https://pastel.hal.science/tel-01822877v1>**

Submitted on 25 Jun 2018

**HAL** is a multi-disciplinary open access archive for the deposit and dissemination of scientific research documents, whether they are published or not. The documents may come from teaching and research institutions in France or abroad, or from public or private research centers.

L'archive ouverte pluridisciplinaire **HAL**, est destinée au dépôt et à la diffusion de documents scientifiques de niveau recherche, publiés ou non, émanant des établissements d'enseignement et de recherche français ou étrangers, des laboratoires publics ou privés.



HAL Authorization

# THÈSE DE DOCTORAT

de l'Université de recherche Paris Sciences et Lettres  
PSL Research University

Préparée à MINES ParisTech

Contributions to the control and dynamic optimization of processes  
with varying delays

Contributions au contrôle et à l'optimisation dynamique de systèmes à retards variables

**Ecole doctorale n°432**

SCIENCE ET METIERS DE L'INGENIEUR

**Spécialité** MATHEMATIQUES ET AUTOMATIQUE

## COMPOSITION DU JURY :

M. Yann LE GORREC  
ENSMM, Président

M. Lorentz T. BIEGLER  
Carnegie Mellon University, Rapporteur

M. Gabriele PANNOCCHIA  
Università di Pisa, Rapporteur

M. Jean-Philippe GRIMALDI  
TOTAL RC, Examineur

Mme. Mériam CHEBRE  
TOTAL R&D DIVISION, Examineur

M. Nicolas PETIT  
MINES ParisTech, Examineur

**Soutenue par**  
Charles-Henri **CLERGET**  
**le 18 décembre 2017**

Dirigée par **Nicolas PETIT**





## Résumé

Dans cette thèse, nous avons étudié le contrôle et l'optimisation de systèmes dynamiques sujets à des retards variables.

L'existence de retards, de commande ou d'état, est un problème classique en automatique, susceptible de réduire les performances du système en régime transitoire, voire de remettre en cause la stabilité de contrôleurs en boucle fermée. De tels phénomènes de retards variables jouent un rôle important dans de nombreuses applications en génie des procédés.

Dans une première partie, nous avons étudié la régulation en boucle fermée d'un système soumis à des retards de métrologie variables et incertains. Nous avons établi de nouveaux résultats garantissant la stabilité robuste sous certaines conditions explicites sur le gain du contrôleur. Dans une seconde partie, nous avons abordé le problème de l'optimisation dynamique de systèmes présentant des retards variables dépendant de la commande liés à des phénomènes de transport dans des réseaux hydrauliques. Nous avons proposé un algorithme itératif d'optimisation et garanti sa convergence grâce à une analyse détaillée.

### Mots-clés

Optimisation dynamique, Retards variables, Contrôle de procédés

---

## Abstract

This Ph.D. work studied the control and optimization of dynamical systems subject to varying time delays.

State and control time delays are a well-known problem in control theory, with a potential to decrease performances during transient regimes, or even to jeopardize controllers closed-loop stability. Such variable delays play a key role in many applications in process industries.

In a first part, we studied the closed-loop control of a system subject to varying and uncertain metrology delays. We established new results on robust stability under explicit conditions on the controller gain. In a second part, we tackled the problem of the dynamic optimization of systems exhibiting input dependent delays due to transport phenomena in complex hydraulic architectures. We designed an iterative optimization algorithm and guaranteed its convergence through a detailed analysis.

### Keywords

Dynamic optimization, Variable delays, Process control



*À Jin*



# Remerciements

En premier lieu, je souhaite remercier Yann Le Gorrec d'avoir présidé ma soutenance de thèse, ainsi que Gabriele Pannocchia et Lorenz Biegler d'avoir accepté d'en être les rapporteurs. Leurs remarques et leurs nombreuses questions m'ont aidé à approfondir mes réflexions et ont contribué à clarifier ce manuscrit. Je dois, en outre, une reconnaissance particulière à Lorenz Biegler, qui m'a accueilli pendant trois mois au sein de son groupe de recherche à la Carnegie-Mellon University. J'y ai grandement bénéficié de son érudition et de la bienveillance dont il ne se départ jamais.

Je remercie également mes collègues au sein de TOTAL, et en tout premier lieu Mériam Chèbre et Jean-Philippe Grimaldi. Ils m'ont offert une immense liberté de travail, tout en sachant me ramener aux problématiques concrètes qui sont la raison d'être de notre discipline. Les réalisations industrielles que nous avons pu mettre sur pied doivent autant aux efforts de l'équipe Anamel qu'à mes recherches.

Travailler au sein du Centre Automatique et Systèmes fut un privilège. A cet égard, je souhaite témoigner d'une gratitude particulière à Pierre Rouchon, qui, le premier, m'en a fait franchir le seuil. Je remercie tous les membres du laboratoire pour les excellents moments que nous avons partagés. Je suis singulièrement redevable envers ceux dont l'hostilité idéologique tenace a égayé mes déjeuners et m'a souvent forcé à davantage réfléchir.

Naturellement, ces remerciements ne seraient pas complets sans la mention de ma dette immense à l'endroit de mon directeur de thèse, Nicolas Petit. Tout à la fois scientifique brillant, industriel passionné et connaisseur attentif de l'âme humaine, il est le mentor dont la fréquentation a transformé ma vie pendant ces trois années. Je souhaite à tous de pouvoir côtoyer au cours de leur carrière une personne de cette qualité.

Il reste à dire un mot de tous ceux qui, sans avoir directement pris part à ce travail, ont marqué et soutenu mon existence pendant que je le menais, et au-delà. Ce sont ceux, nombreux, dont l'amitié est le sel de ma vie ; en particulier Pierre, Aloïs, Jean-Matthieu et Sarah, qui ont incarné dans mon quotidien les vertus d'authenticité, d'exigence, de légèreté et d'espoir. Mes parents et ceux, avant eux, dont les espoirs, les efforts et les peines m'ont fait tel que je suis. Jin, enfin, par qui mes joies sont rendues plus fortes et mes peines plus douces.



# Contents

<b>1</b>	<b>Introduction to varying delays and related control problems</b>	<b>11</b>
<b>2</b>	<b>A problem of robustness to uncertain metrology delay</b>	<b>19</b>
2.1	Introduction . . . . .	19
2.2	Notations . . . . .	20
2.3	Problem statement and proposed solution . . . . .	21
2.4	Convergence analysis . . . . .	23
2.5	Numerical illustration . . . . .	31
2.6	Conclusions . . . . .	33
<b>3</b>	<b>Application of direct simultaneous strategies for dynamic optimization of systems subject to hydraulic delays</b>	<b>37</b>
3.1	Introduction . . . . .	37
3.2	Direct simultaneous methods for systems subject to delays . . . . .	39
3.3	Example of application with hydraulic delay . . . . .	40
3.4	Numerical implementation and results . . . . .	41
3.5	Conclusions . . . . .	45
<b>4</b>	<b>Calculus of variations for varying delays</b>	<b>47</b>
4.1	Introduction . . . . .	47
4.2	Notations . . . . .	48
4.3	Fixed time-varying delays . . . . .	48
4.4	Input-dependant delays: a non-smooth problem . . . . .	50
4.5	Conclusions . . . . .	60
<b>5</b>	<b>Iterative resolution algorithm for the regularization of an input-dependant hydraulic input delay</b>	<b>61</b>
5.1	Introduction . . . . .	61
5.2	Notations . . . . .	61
5.3	Optimization algorithm . . . . .	62
5.4	Numerical example . . . . .	68
5.5	Conclusions . . . . .	73
<b>6</b>	<b>Examples</b>	<b>75</b>
6.1	Introduction . . . . .	75
6.2	Desirable features for a practical implementation of the algorithm . . . . .	75
6.3	Relaxation to a non-regularized input for input-dependant input delays . . . . .	77
6.4	Extension to input-dependant state delays . . . . .	86
6.5	Conclusions . . . . .	88

---

<b>7 Conclusion</b>	<b>89</b>
<b>Bibliography</b>	<b>91</b>
<b>Appendices</b>	<b>103</b>
<b>A IPOPT log data on a problem of Chapter 3</b>	<b>103</b>
<b>B Elements of proof of Theorem 5.1</b>	<b>107</b>
B.1 Proof of Lemma 5.1 . . . . .	107
B.2 Proof of Proposition 5.1 . . . . .	111
B.3 Proof of Proposition 5.2 . . . . .	112
<b>C Reporting of the numerical results</b>	<b>117</b>

# Chapter 1

## Introduction to varying delays and related control problems

In this thesis, we study some aspects of the general problem of controlling systems subject to delays. As is well-known, delays are very frequent in process industries, our primary focus for applications. Interestingly, this is not the only area of engineering where delays are ubiquitous. Delays are a central topic in many control applications, for instance in networked systems (see [Ric03]), aerospace (see [Ash69], [HLF94], [BPK10] or [ETTA16]), automotive engine (see [DA05], [LCP09], [Lep09], [LCP12] or [BPCP14], [GPP<sup>+</sup>17], [SGHO17]), manufacturing industries (see [GH98]), population dynamics (see [Hri97] or [LSLA09]) or biomedical systems (see [RDBH98], [LS07] or [dLMS09]), to name but a few.

In process industries, delays (also referred to as dead-times or lags) are usually caused by the process itself, its instrumentation or its actuation and control technology. The delays can have several root causes. A first cause is data acquisition, the limitations of the Information Technology (IT) structure and the induced mis-synchronization between networks that lead to communication delays and errors in measurements time-stamping (see [JK09], [Nob12], [MP13] or [Pet15]). Another common issue in process control is that the analysis of material samples may require a significant time to be performed. As evidenced for instance in [FA04] or [ZB09], an important source of lags in the control is the computation times of advanced process control algorithms such as Model Based Control (MPC) and its recent variants (adaptive MPC, economic MPC, distributed and cooperative MPC among others) which consider fairly advanced models of plants (*e.g.* [RRTP78], [MRRS00], [DBS<sup>+</sup>02], [QB03], [PR03], [PB07], [RM09], [SVR<sup>+</sup>10], [SM11], [MMndIPnCA11] or [CSMndIPnL13]). As for the intrinsic sources of delays in the processes themselves, complex chemical schemes involving activation times and the associated reaction lags are well-documented problems in chemical engineering (see [Rou96]). At a more macroscopic scale, material transport phenomena give birth to delays in plants where several parts of the process are not collocated. This is typically the case when some feeds are relatively far from the core of the reactor or when complex piping or recycling architectures are present (see [HD05], [CP08], [MSP08], [RBYAP08] or [ZN09] for instance). Such situations, with dead-times in pipes used to transfer material among process units, have been documented in many oil refining and petrochemical processes such as distillation columns, hydrodesulfurization units (see [Bar06] which provides typical values of the delay and its variability) or fluid catalytic cracking (FCC *e.g.* [Kha93] or [AC99]). Finally, delays are also frequently used to build simple models of high-order, or even distributed, systems. For instance, a rich body of literature has studied the identification of First Order Plus

Dead Time (FOPDT) models (see [Fed09], [NM14]) and Second Order Plus Dead Time (SOPDT) models (see [NSS10]). Such models can be used in combination with popular industrial PID auto-tune algorithms (*e.g.* [LWH13]). Generalization to higher order models have also been studied (see [WZ01]).

In view of the general open-loop and closed-loop paradigms of automatic control, the presence of delays in the dynamics of a system raises a number of challenges. Closed-loop feedback-control schemes are usually employed for disturbance rejection and stabilization purposes. Having a delay in the loop causes several well-documented problems: degraded transient behaviours, oscillations around steady state and even loss of closed-loop stability (see [Hal66], [Rug96], [Ric03] or [Krs09], [AM10]), water-bed effects that limit both tracking and disturbance rejection performances and impose trade-offs (see [LD17]). Numerous strategies have been developed to address these issues, either extending the seminal idea of the Smith predictor through Internal Model Control (IMC) or using distributed control laws. The reader can refer to [MZ89], [KG03] or [MN07] for further details. The classic techniques are limited to the case of constant delays. The case of time-varying delays have recently been studied following the early work of [KS08], treating the delay under the form of an hyperbolic equation stabilized using the tools of backstepping developed in the field of Partial Differential Equation (PDE) control. In the numerous extensions that have been considered following [KS08], the future evolution of the delay is either exactly known *a priori* or unknown but assumed to be smooth and bounded in a favourable sense (see [ZWSH05], [BPK10], [BLK13b], [BLK13c], [BL14] or [BPCP14]).

In the context of open-loop motion planning and MPC control, the objective in process applications is chiefly to improve adverse transient behaviours leading to off-spec production or degraded regimes. The key tools in this area are those of optimal control and its numerical implementations. In most cases, a trade-off must be made between accurate determination of optimal solutions and acceptable computation times. With constant delays, the mathematical formulations have long been investigated by the control community (see [Kha61], [Hal68], [SR71], [MZ80], [BRG06] or [FT12], [BV16]). A detailed survey can be found in [GKM09] and [GM14]. These works cover cases of multiple input and state delays, with state constraints, in the framework of Pontryagin's maximum principle, [PBG62]. In their linear versions, industrial implementations in commercial MPC software are common place and routinely handle fixed delays. Following Richalet's early work (see [Ric93]), AspenTech's DMCplus is extremely popular in the oil refining industry, along with the solutions of other vendors such as Honeywell or ABB. Interestingly enough, it appears that only little attention has been given to dynamic optimization problems under varying delays. Since the seminal work of [Ban68], most research efforts have focused on closed-form solutions to LQR problems for dynamics impacted by time-varying delays, see [CPP10]. To the best of our knowledge, the only contributions regarding the case of a structured variability of the delay was laid out in the early work of [Ash69]. This work treated the case of state dependant delays but does not seem to have received the appropriate attention, and is not implemented in any available software package.

In this thesis, we study cases of varying delays. We propose two contributions. Early in our work, we have realized that in many applications, the instrumentation delay is actually varying. We illustrate this phenomenon with an example of IMC where the delay is variable in an unstructured fashion and where instruments and IT limitations do not allow incoming measurements to be assigned an exact dating upon reception. This yields an unstructured varying delay in the underlying closed-loop discrete-time dynamics. After

some steps of modelling, the problem boils down to studying the asymptotic stability of the following nonlinear dynamics

$$\begin{cases} u_0 = 0, \delta_0 = 0 \\ n \geq 0, u_{n+1} = f^{-1}(c - \delta_n) \\ \delta_{n+1} = \delta_n + \alpha(f_p(u_{n-D_n}) - f(u_{n-D_n-\Delta_n}) - \delta_n) \end{cases}$$

where  $D_n \geq 0$  is an uncertain delay and  $\Delta_n$  is a mis-synchronization term while  $f$  and  $f_p$  are close functions,  $c$  is a given parameter and  $\alpha$  is a tuning parameter. We establish a proof of global convergence and robustness using an original convergence analysis. This contribution is presented in Chapter 2.

Then, we have spent most of our efforts on optimization problems. In a second part, we consider a class of structured delays denoted as hydraulic delays (see [CCP10] and [BPCP14]). Such delays are defined by the following relation

$$\int_{r_u(t)}^t \phi(\tau) d\tau = 1$$

where  $u$  is one of the system variable (typically some of the system inputs such as a flow rate),  $\phi$  is a strictly positive, scalar-valued function and  $r_u = t - D_u(t)$  is the function of delayed time instants. This type of delay  $D_u(t)$  is the exact solution of a plug-flow transport equation, hence its designation as hydraulic. Given a general objective function to minimize, we tackle the optimal control of systems whose dynamics is subject to such delays. Prior to our analysis, we conduct preliminary numerical investigations in Chapter 3. These outline both the surprisingly rich nature of the optimal control strategy of an elementary process along with the numerical challenges and limitations facing the state-of-the-art approaches and implementations.

Having met some difficulties in the numerics, we investigate the mathematical characterization of the problem and study its calculus of variations in a general context in Chapter 4. These investigations highlight the non-differentiability of the straightforward optimal control formulation. This serves as a basis to develop in Chapter 5 a complete numerical procedure to solve such problems. This procedure involves an explicit regularization and a specifically tailored fixed-point scheme. A complete convergence proof of this scheme is established. Numerical applications are treated in Chapter 6.

This work was carried out to support the development of the in-house tools used by TOTAL for process control and optimization in refining. It has been the subject of the following publications :

- C.-H. Clerget, J.-P. Grimaldi, M. Chèbre, and N. Petit, “Run-to-run control with nonlinearity and delay uncertainty”, in Proc. of the 11th IFAC Symposium on Dynamics and Control of Process Systems, including Biosystems, DYCOPS-CAB 2016
- C.-H. Clerget, J.-P. Grimaldi, M. Chèbre, and N. Petit, “Optimization of dynamical systems with time-varying or input-varying delays”, in Proc. of the 55th IEEE Conference on Decision and Control 2016
- C.-H. Clerget, N. Petit, and L. T. Biegler “Dynamic optimization of a system with input-dependant time delays”, in Proc. of the Foundations of Computer Aided Process Operations / Chemical Process Control FOCAPO/CPC 2017

- M. Chèbre, N. Petit, C.-H. Clerget, and J.-P. Grimaldi “Scalable integrated solution for real time estimation, control and optimization of the quality of fuels manufactured in refineries: an industrial story”, in Proc. of the IFAC 2017 World Congress
- C.-H. Clerget, J.-P. Grimaldi, M. Chèbre, N. Petit, “An example of robust internal model control under variable and uncertain delay”, in Journal of Process Control, 2017 (in press)

All the computations of this thesis are performed using a 2.60 GHz Intel(R) Core(TM) i7-4720HQ processor on a 64 bits system with a 16.0 GB RAM. We will denote as  $\text{CPU}_{\text{time}}$  the CPU time of a given task.

# Introduction aux problèmes de retards variables en automatique

Dans cette thèse, nous étudions certains aspects du problème général de la commande des systèmes à retards. De tels phénomènes de retards sont bien connus dans les industries de procédés, qui constituent notre principal champs d'application. Ceci étant, il ne s'agit pas du seul domaine dans lequel la présence de retards est fréquente. Les retards constituent un problème central pour de nombreuses applications en automatique, par exemple pour le contrôle de systèmes en réseau (voir [Ric03]), en aéronautique (voir [Ash69], [HLF94], [BPK10] ou [ETTA16]), en contrôle moteur (voir [DA05], [LCP09], [Lep09], [LCP12], [BPCP14], [GPP<sup>+</sup>17] ou [SGHO17]), dans les industries manufacturières (voir [GH98]), en dynamique des populations (voir [Hri97] ou [LSLA09]) ou encore en ingénierie biomédicale (voir [RDBH98], [LS07] ou [dLMS09]).

Dans les industries chimiques, les retards peuvent avoir plusieurs causes. Ils sont en général causés par le procédé lui-même, son instrumentation ou les technologies de contrôle employées. Une première source de retards vient des processus d'acquisition de données, des défauts des architectures IT et de la désynchronisation induite entre réseaux qui conduisent à des retards de communication et des erreurs dans la datation des mesures (voir [JK09], [Nob12], [MP13] ou [Pet15]). Un autre problème classique en contrôle de procédés est le fait que les mesures basées sur des analyses d'échantillons peuvent nécessiter un temps significatif pour être réalisées. Comme l'ont mis en évidence [FA04] ou [ZB09], les temps de calculs des algorithmes de contrôle avancé peuvent être importants. C'est en particulier le cas pour la commande prédictive et ses variantes récentes (commande prédictive adaptative, commande prédictive à critère économique ou commande prédictive distribuée par exemple) qui emploient des modèles relativement complexes des procédés (*e.g.* [RRTP78], [MRRS00], [DBS<sup>+</sup>02], [QB03], [PR03], [PB07], [RM09], [SVR<sup>+</sup>10], [SM11], [MMndIPnCA11] ou [CSMndIPnL13]). En ce qui concerne les sources de retards propres aux procédés, les schémas réactionnels complexes présentant des temps d'activation et les retards associés sont des problèmes bien connus en génie chimique. A une échelle plus macroscopique, les phénomènes de transport de matière induisent également des retards dans les usines dont les différentes unités ne se trouvent pas au même endroit. C'est typiquement le cas lorsque certains flux d'alimentation sont loin du cœur du réacteur ou lorsque des architectures complexes de tuyauterie ou de recyclage sont présentes. De telles situations avec des retards dus à l'écoulement des produits entre unités est classique dans de nombreux procédés de raffinage et de pétrochimie comme la distillation, l'hydrodésulfuration (voir [Bar06] qui fournit des ordres de grandeur du retard et de sa variabilité) ou le craquage catalytique (*e.g.* [Kha93] ou [AC99]). Enfin, des retards sont également souvent utilisés pour construire des modèles simples de systèmes d'ordres élevés (voire de dimension infinie). Ainsi, une vaste littérature a étudié l'identification de modèles du premier ordre avec retard (voire [Fed09], [NM14]) et du second ordre avec

retard (voir [NSS10]). En particulier, de tels modèles peuvent être utilisés en combinaison avec des algorithmes de réglage automatique de PID (*e.g.* [LWH13]). Des généralisations à des modèles d'ordres plus élevés ont également été étudiées (voir [WZ01]).

Du point de vue de l'automatique, la présence de retards dans la dynamique d'un système soulève de nombreuses difficultés, tant en boucle fermée qu'en boucle ouverte. Les algorithmes de contrôle en boucle fermée sont généralement utilisés pour rejeter des perturbations ou stabiliser un système. Dans ce cadre, la présence d'un retard peut causer plusieurs problèmes : un transitoire dégradé, des oscillations autour de l'état stable et même une perte de stabilité en boucle fermée (voir [Hal66], [Rug96], [Ric03], [Krs09] ou [AM10]), des effets de *waterbed* qui imposent des compromis entre les performances de suivi de trajectoire et de rejet de perturbations (voir [LD17]). De nombreuses stratégies existent pour traiter ces problèmes, soit en généralisant les idées du prédicteur de Smith par le contrôle à modèle interne, soit en utilisant des lois de contrôle intégrales. Le lecteur intéressé peut consulter [MZ89], [KG03] ou [MN07] pour davantage de détails. Néanmoins, ces techniques classiques ne traitent que le cas de retards constants. Le cas de retards variables n'a que récemment été étudié, dans la foulée des travaux novateurs de [KS08], traitant le retard comme une équation de transport hyperbolique stabilisée en utilisant les outils du *backstepping* développés pour le contrôle d'équations aux dérivées partielles. Dans les nombreuses extensions qui ont été envisagées depuis, l'évolution future du retard est soit supposée être connue *a priori*, soit inconnue mais régulière et bornée dans un sens favorable (voir [ZWSH05], [BPK10], [BLK13b], [BLK13c], [BL14] ou [BPCP14]).

Dans le cadre de la planification de trajectoire en boucle ouverte et de la commande par modèle prédictif, l'objectif est principalement de limiter les transitoires néfastes conduisant à la fabrication de produits hors spécifications ou à des régimes de fonctionnement dégradés. Les principaux outils utilisés dans ce domaine sont la théorie de la commande optimale ainsi que ses nombreuses implémentations numériques. Dans la plupart des cas, un compromis doit être trouvé entre la détermination exacte des solutions optimales et des temps de calcul acceptables en pratique. Le cas à retards constants a déjà fait l'objet d'une étude approfondie par les automaticiens (voir [Kha61], [Hal68], [SR71], [MZ80], [BRG06], [FT12] ou [BV16]). Une revue détaillée peut être trouvée dans [GKM09] et [GM14]. Ces travaux couvrent le cas de retards multiples dans l'état et la commande, en présence de contraintes d'état, dans le cadre du principe du maximum de Pontryagin, [PBG62]. En outre, dans le cadre de systèmes linéaires, les logiciels commerciaux de commande à modèle prédictif utilisés dans l'industrie permettent généralement de prendre en compte des retards fixes. Dans la lignée des travaux pionniers de Richalet (voir [Ric93]), l'application DMCplus d'AspenTech est ainsi devenu très populaire dans le secteur du raffinage, aux côtés de solutions d'autres fournisseurs comme Honeywell ou ABB. En revanche, il semble que peu d'attention ait été portée au cas de retards variables. Depuis les travaux fondateurs de [Ban68], la plus grande partie des efforts de recherche ont porté sur la synthèse de solutions de problèmes LQR impactés par des retards variables, comme par exemple dans [CPP10]. A notre connaissance, la seule contribution à l'étude de retards variant de façon structurée (en fonction de l'état ou de la commande) a été établie dans les travaux précoces de [Ash69]. Cette étude traitait le cas de retards dépendant de l'état mais ne semble pas avoir reçue l'attention qu'elle méritait, tant d'un point de vue théorique que pratique.

Dans cette thèse, nous étudions le cas de retards variables et proposons deux contributions. Dans de nombreuses applications de contrôle, les retards de métrologie liés à l'instrumentation du système sont en pratique variables. Dans la première partie de notre

travail, nous étudions ce phénomène sur le cas d'un contrôleur à modèle interne soumis à un retard variable non structuré et dont le protocole d'acquisition des données ne permet pas de les dater de façon exacte. Cela conduit à une dynamique en temps échantillonné présentant un retard variable non structuré. Après quelques étapes de ré-écriture, le problème se ramène à l'étude de la stabilité asymptotique de la dynamique non linéaire suivante

$$\begin{cases} u_0 = 0, \delta_0 = 0 \\ n \geq 0, u_{n+1} = f^{-1}(c - \delta_n) \\ \delta_{n+1} = \delta_n + \alpha(f_p(u_{n-D_n}) - f(u_{n-D_n-\Delta_n}) - \delta_n) \end{cases}$$

où  $D_n \geq 0$  est un retard incertain,  $\Delta_n$  est un terme de désynchronisation,  $f$  et  $f_p$  sont des fonctions proches,  $c$  est un paramètre fixé et  $\alpha$  est un paramètre de réglage. Nous établissons une preuve de convergence robuste en utilisant une technique de preuve originale. Cette contribution est présentée au Chapitre 2.

Par la suite, nous avons consacré l'essentiel de nos efforts à des problèmes d'optimisation dynamique. Dans la seconde partie de la thèse, nous considérons une classe de retards dits hydrauliques (voir [CCP10] et [BPCP14]). De tels retards sont définis par la relation suivante

$$\int_{r_u(t)}^t \phi(\tau) d\tau = 1$$

où  $u$  est un sous-ensemble de variables du système (typiquement une partie des variables de contrôle telles que des débits),  $\phi$  une fonction à valeurs réelles strictement positives et  $r_u = t - D_u(t)$  la fonction des temps retardés. Ce type de retards est la solution exacte d'une équation d'écoulement piston, d'où sa désignation comme hydraulique. Étant donné un critère général à minimiser, nous étudions le problème du contrôle optimal de tels systèmes dont la dynamique présente ce type de retards. En amont de notre analyse, nous réalisons des investigations numériques préliminaires dans le Chapitre 3. Elles permettent de mettre en évidence la nature riche des solutions optimales au contrôle d'un procédé simple ainsi que les limitations de l'état de l'art sur ces problèmes.

Ayant rencontré des difficultés dans le traitement numérique de cet exemple, nous réalisons le calcul des variations de ce problème pour caractériser la structure de ses solutions optimales dans le Chapitre 4. Cette étude met en évidence qu'une formulation naïve du problème n'est pas différentiable. Ces résultats forment la base des développements du Chapitre 5 dans lesquelles une procédure complète est proposée pour résoudre ce type de problèmes. Cette procédure implique une régularisation du problème et sa résolution par un algorithme de point fixe. Une preuve de convergence de cet algorithme est présentée. Les applications numériques sont traitées dans le Chapitre 6.

Ce travail a été réalisé pour permettre l'améliorations d'outils propriétaires développés chez TOTAL pour le contrôle et l'optimisation de procédés de raffinage. Il a fait l'objet des publications suivantes :

- C.-H. Clerget, J.-P. Grimaldi, M. Chèbre, and N. Petit, "Run-to-run control with nonlinearity and delay uncertainty", in Proc. of the 11th IFAC Symposium on Dynamics and Control of Process Systems, including Biosystems, DYCOPS-CAB 2016
- C.-H. Clerget, J.-P. Grimaldi, M. Chèbre, and N. Petit, "Optimization of dynamical systems with time-varying or input-varying delays", in Proc. of the 55th IEEE Conference on Decision and Control 2016

- C.-H. Clerget, N. Petit, and L. T. Biegler “Dynamic optimization of a system with input-dependant time delays”, in Proc. of the Foundations of Computer Aided Process Operations / Chemical Process Control FOCAPO/CPC 2017
- M. Chèbre, N. Petit, C.-H. Clerget, and J.-P. Grimaldi “Scalable integrated solution for real time estimation, control and optimization of the quality of fuels manufactured in refineries: an industrial story”, in Proc. of the IFAC 2017 World Congress
- C.-H. Clerget, J.-P. Grimaldi, M. Chèbre, N. Petit, “An example of robust internal model control under variable and uncertain delay”, in Journal of Process Control, 2017 (in press)

Tous les calculs réalisés dans cette thèse utilisent un processeur 2.60 GHz Intel(R) Core(TM) i7-4720HQ sur un système 64 bits avec 16.0 GB de RAM. Nous noterons  $\text{CPU}_{\text{time}}$  le temps CPU nécessaire pour une accomplir une certaine tâche.

# Chapter 2

## A problem of robustness to uncertain metrology delay

---

*Robustesse à des retards de métrologie incertains.* Dans ce chapitre, nous présentons un exemple simple de système soumis à des retards de mesure variables et incertains. Ces retards n'ont pas de structure permettant de les compenser simplement dans le contrôleur. Nous établissons un résultats de convergence robuste sous une condition de petit gain.

---

### 2.1 Introduction

In this chapter, we investigate the effects of delay variability and uncertainty on the classic Internal Model Controller (IMC, see *e.g.* [MZ89]) of a single-input single-output (SISO), static, nonlinear, sampled-data process with delayed measurements whose dating is uncertain. As is well-known, the uncertainty and the variability of delays lead to challenging control problems that may jeopardize closed-loop stability, see [Krs09], [HOS<sup>+</sup>16] and references therein. It is also known, see [WHQ<sup>+</sup>05], that metrology delays coupled with inaccurate process models could lead to closed-loop instability. As discussed earlier in this thesis, the general treatment of these issues is still an open problem.

The process under consideration and its controller constitute a sampled-data system (following the terminology employed in *e.g.* [CF95], [FSR04]) which can be reformulated using a classic discrete time representation. The specific case under consideration is actually also formally very similar to a scalar run-to-run controller, the robustness of which is not trivial. Run-to-run control is a popular and efficient class of techniques, originally proposed in [SGHH91], specifically tailored for processes lacking in situ measurement for the quality of the production (see [WGD09]). Numerous examples of implementations have been reported in the semiconductor, and materials industry, in particular, see *e.g.* [WGD09, MdCH00] and references therein. Indeed, the field of run-to-run control encounters two of the practical problems addressed in this chapter: nonlinear model uncertainty and variable metrology delays. While these issues have often been reported (see, *e.g.* [WHQ<sup>+</sup>05], [GQ02], [FSB03], [WP15]), they have not received any definitive treatment from a theoretical viewpoint.

In the problem considered here, model uncertainty stems from the interactions between

the input and the system states which can be rather complex, and, in turn, cause some non-negligible uncertainty on the quantitative effects of the input. On the other hand, the measurements are available after a long time lag covering the various tasks of sample collection, receipt, preparation, analysis and transfer of data through an information technology (IT) system to the control system. Measurements are thus impacted by large delays, which can be varying to a large extent, and in some applications be state- or input-dependant. As detailed in the introduction of this thesis, this variability of the delay builds up with the intrinsic IT dating uncertainty, because, in numerous implementations, no reliable timestamp can be associated to the measurements. The delay variability cannot be easily represented by Gaussian models (*e.g.* additive noise on the measurement), nor can it be fully described as deterministic input or state dependant delay, nor known varying delays that could be exactly compensated for by predictor techniques (as done in *e.g.* [BPCP12, BPCP14, BLK13b, BLK13c, BLK13a]).

In the absence of measurement dating uncertainty, robust stability in the presence of model mismatch can be readily established, using the monotonicity of the system and model which is formulated here as an assumption. The study of measurement dating uncertainty effects is more involved. Once expressed in the sampled time-scale, the control scheme exhibits a variable delay discrete-time dynamics. No straightforward eigenvalues or Nyquist criterion analysis (see [GQ02]) can be used to infer stability. Instead, a complete stability analysis in a space of sufficiently large dimension, with a well chosen norm, yields a proof of robust stability under a small gain condition. Interestingly, this small-gain bound is reasonably sharp, so that it can serve as guideline for practical implementation. The novelty of the approach presented in this chapter lies in the proof technique. It does not treat the uncertainty of the delay using the Padé approximation approach considered in [ZCMC09], but directly uses an extended dimension of the discrete time dynamics. It is believed that these arguments of proof could be extended to address more general problems, in particular to higher dimensional forms (lifted forms) usually considered to recast general iterative learning control into run-to-run as is clearly explained in [WGD09].

The chapter has two objectives. After laying out a precise problem statement in Section 2.3, it establishes robust stability results with respect to model mismatch when measurements are delayed but exactly dated in Section 2.4.1. Then, it extends robust stability to small model errors when measurements are delayed and their dating is uncertain in Section 2.4.2. Those results are illustrated through simulations in Section 2.5.

## 2.2 Notations

Given  $\mathcal{I}$  an interval of  $\mathbb{R}$ , and  $f : \mathcal{I} \rightarrow \mathbb{R}$  a smooth function, let us define

$$\|f\|_\infty = \sup_{x \in \mathcal{I}} |f(x)|$$

For any vector  $X$ , note  $\|X\|_1$ ,  $\|X\|_2$  and  $\|X\|_\infty$  its 1-norm, its Euclidean norm and its infinity norm, respectively. Note  $\|\cdot\|_*$  any of the vector norms above. For any square matrix  $A$ , note  $\|A\|_*$  the norm of  $A$ , subordinate to  $\|\cdot\|_*$ . Classically (*e.g.* [Hig08]), for all  $A, B$ , one has

$$\|AB\|_* \leq \|A\|_* \|B\|_*$$

We note  $\lfloor x \rfloor$  the floor value of  $x$ , mapping  $x$  to the largest previous integer.

For any matrix of dimension  $s$ , define  $E_i$  the matrix of general term  $e_{k,l}$

$$\forall(k, l), \quad e_{k,l} = \delta_{k,s} \delta_{l,i} \tag{2.1}$$

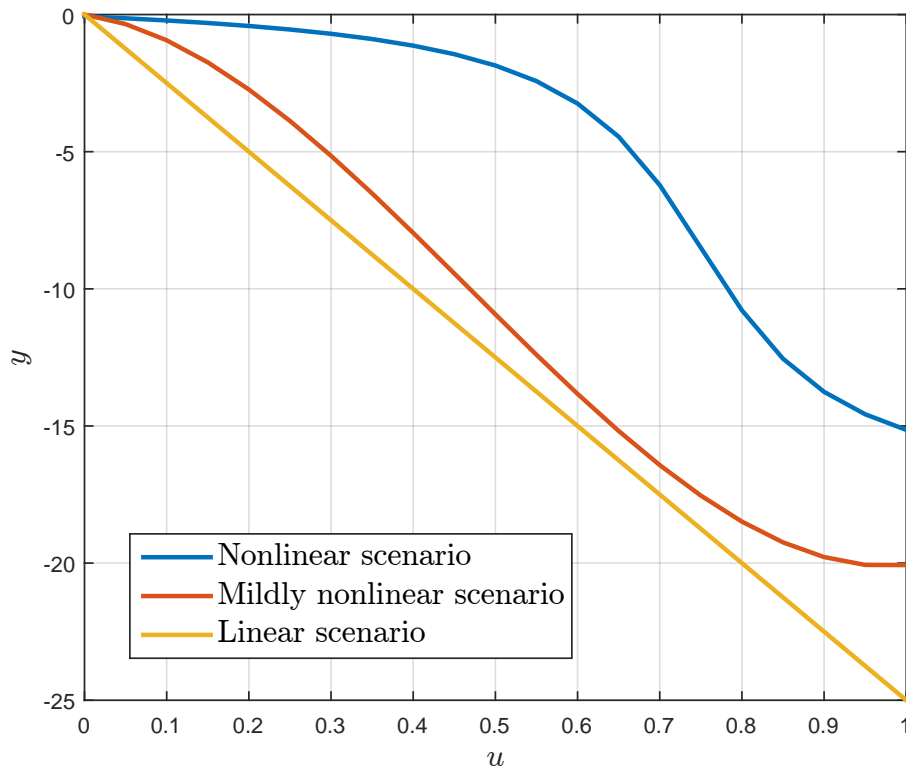


Figure 2.1: Examples of possible monotonic and smooth input-output mappings  $f$ , courtesy of TOTAL

where  $\delta$  is the Kronecker delta  $\delta_{i,j} = 1$  if  $i = j$  and 0 otherwise.

## 2.3 Problem statement and proposed solution

### 2.3.1 Plant under consideration (delay-free)

We note  $y$  the controlled variable (output) of the considered plant and  $u$  the control variable (input). It is assumed that there exists  $f_p$  a strictly monotonous smooth function such that

$$y = f_p(u) \quad (2.2)$$

Although  $f_p$  is unknown, we can use a model of it,  $f$ , which is also smooth and monotonous<sup>1</sup>, such that  $f_p(0) = f(0)$ . Usually,  $f$  is a rough estimate of  $f_p$ . Typical models are represented in Figure 2.1. For the simulations considered in this chapter, the model error can be as large as 20-40%, which is representative of industrial applications requirements.

The target value  $c$  for the controlled variable is assumed to be reachable by both the system and the model, *i.e.* there exists  $u_c$  and  $\tilde{u}_c$  verifying

$$f_p(u_c) = c, \quad f(\tilde{u}_c) = c \quad (2.3)$$

<sup>1</sup>In practice, it can result from the analysis of sensitivity look-up tables obtained from experiments and derivation of interpolating models.

### 2.3.2 Metrology delay

A measurement system provides estimates of  $y$  with some time delay in a sampled manner. In many cases, this delay is time varying. Depending on the IT structure, measurements dating is usually done either using timestamping or an *a priori* estimation of the measurement delay. Either way, exact measurement dating is usually impractical, and some uncertainty on the measurement delay must be considered.

In the system considered in this chapter, the measurements available for feedback in a control loop thus have two specificities. They are delayed and the measurement delay  $0 \leq D$  itself is varying and uncertain. With  $0 \leq \hat{D}$  the available estimation of  $D$ , we note  $\Delta \triangleq \hat{D} - D$  the mismatch. Next, we formulate two modelling assumptions

*Assumption 1.* There exists  $D_{max}$  such that  $D \leq D_{max}$ .

*Assumption 2.* There exists  $\Delta_{max}$  such that  $\Delta \leq \Delta_{max}$ . If Assumption 1 holds, it is clear from definition that  $-D_{max} \leq \Delta$ .

### 2.3.3 Control problem

A closed-loop controller can be designed for system (2.2). Each time a measurement is received, the control is updated and the value of the control is kept constant until the next measurement is received, creating piece-wise constant control signals (with varying step-lengths). Repetitive application of this process generates a sequence of inputs and outputs. The delay results in shift of index in the measurement sequence.

Formally, the control design should aim at solving the following problem

#### Problem 2.1

Create a sequence  $(u_n)$  using the approximate model  $f$  and the delayed measurements  $(f_p(u_{n-D_n}))_{n \in \mathbb{N}}$  of  $y_n$  such that  $\lim_{n \rightarrow +\infty} f_p(u_n) = c$

We propose a simple nonlinear IMC algorithm to address the problem. This algorithm adapts a bias term used in a model inversion. Assuming that one could estimate exactly the measurement delay  $D_n$ , the implementation of such an algorithm would be

$$\begin{cases} u_0 = 0, & \delta_0 = 0, & \alpha \in ]0; 1] \\ n \geq 0, & u_{n+1} = f^{-1}(c - \delta_n) \\ \delta_{n+1} = \delta_n + \alpha(y_{n-D_n} - f(u_{n-D_n}) - \delta_n) \end{cases} \quad (2.4)$$

with  $y_{n-D_n} = f_p(u_{n-D_n})$ . (2.4) can be wrapped up in the following usual block diagram of Figure 2.2.

However, the uncertainties in measurements dating have an impact on the controller dynamics. Instead of (2.4), one is able to implement the following

$$\begin{cases} u_0 = 0, & \delta_0 = 0 \\ n \geq 0, & u_{n+1} = f^{-1}(c - \delta_n) \\ \delta_{n+1} = \delta_n + \alpha(y_{n-D_n} - f(u_{n-\hat{D}_n}) - \delta_n) \end{cases}$$

When  $\Delta_n = \hat{D}_n - D_n \neq 0$ , this becomes

$$\begin{cases} u_0 = 0, & \delta_0 = 0 \\ n \geq 0, & u_{n+1} = f^{-1}(c - \delta_n) \\ \delta_{n+1} = \delta_n + \alpha(y_{n-D_n} - f(u_{n-D_n-\Delta_n}) - \delta_n) \end{cases} \quad (2.5)$$

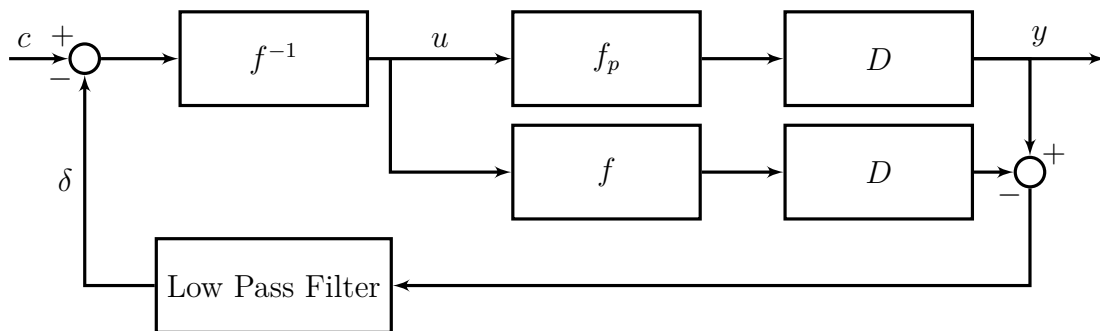


Figure 2.2: Idealized closed-loop control scheme.

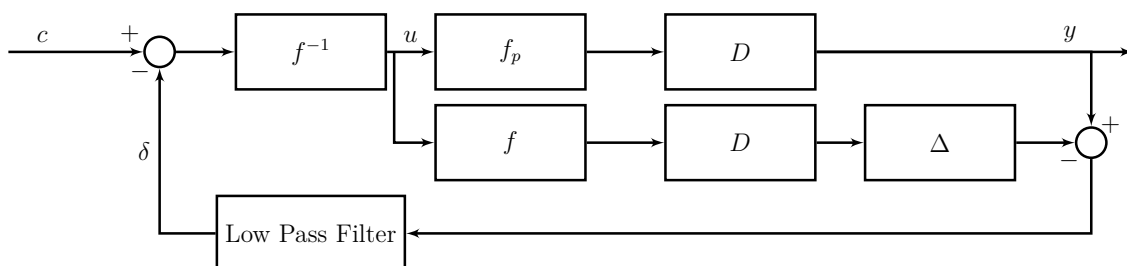


Figure 2.3: Realistic closed-loop control scheme.

where  $\Delta_n$  is a dating uncertainty term. The situation is pictured in Figure 2.3. To show that (2.5) constitutes a viable solution to our control problem 2.1, it is necessary to investigate the closed-loop stability of the controller in this case.

## 2.4 Convergence analysis

### 2.4.1 Convergence with model mismatch and delay but without measurement dating uncertainty

In the analysis, three problems must be treated: model mismatch, delayed measurements and measurement dating uncertainty.

We first consider the system without the later. Used in closed loop, controller (2.4) gives

$$\begin{cases} u_0 = 0, & \delta_0 = 0, & \delta_1 = \alpha(f_p(0) - f(0)) \\ n \geq 0, & u_{n+1} = f^{-1}(c - \delta_n) \\ \delta_{n+2} = (1 - \alpha)\delta_{n+1} + \alpha(\delta_{n-D_{n+1}} - c + f_p \circ f^{-1}(c - \delta_{n-D_{n+1}})) \end{cases} \quad (2.6)$$

The asymptotic behaviour of (2.6) is determined by the extended dynamics of  $(\delta_n)$  since convergence of  $(\delta_n)$  clearly implies convergence of  $(u_n)$ . If  $(u_n)$  and  $(\delta_n)$  converge toward the limits  $u$  and  $\delta$  respectively, then, necessarily,

$$u = u_c \quad \text{and} \quad \delta = c - f(u_c)$$

We now define the sequence  $(d_n \triangleq \delta_n - \delta, n \geq 0)$ . Equivalently, the error dynamics is represented by the equation

$$d_{n+2} = (1 - \alpha)d_{n+1} + \alpha(d_{n-D_{n+1}} + f_p \circ f^{-1}(f(u_c) - d_{n-D_{n+1}})) - \alpha c$$

Applying the mean value theorem to the function  $x \mapsto x + f_p \circ f^{-1}(f(u_c) - x)$ , one easily deduces that there exists

$$a_n \in [\min(0, d_{n-D_{n+1}}); \max(0, d_{n-D_{n+1}})]$$

such that

$$d_{n+2} = (1 - \alpha)d_{n+1} + \alpha \left( 1 - \frac{f'_p \circ f^{-1}(f(u_c) - a_n)}{f' \circ f^{-1}(f(u_c) - a_n)} \right) d_{n-D_{n+1}}$$

Gathering past values of  $d_n$  over the range  $n - D_{\max}, \dots, n + 1$  into a single vector  $X_n$ , the system can be written as a linear time varying system (LTV) of dimension  $p \triangleq D_{\max} + 2$

$$X_{n+1} = A_n X_n \quad (2.7)$$

where

$$X_n = (d_{n-D_{\max}} \quad \cdots \quad d_{n+1})^T$$

with

$$A_n = C + \alpha h(a_n) F_n \quad (2.8)$$

where

$$C = \begin{pmatrix} 0 & 1 & 0 & \cdots & \cdots & \cdots & 0 \\ \vdots & \ddots & \ddots & \ddots & & & \vdots \\ \vdots & & \ddots & \ddots & \ddots & & \vdots \\ \vdots & & & \ddots & \ddots & \ddots & \vdots \\ \vdots & & & & \ddots & \ddots & 0 \\ \vdots & & & & & 0 & 1 \\ 0 & \cdots & \cdots & \cdots & \cdots & 0 & 1 - \alpha \end{pmatrix}$$

using the notation (2.1),

$$F_n = E_{D_{\max}+1-D_{n+1}}$$

and

$$h(a_n) = 1 - \frac{f'_p \circ f^{-1}(f(u_c) - a_n)}{f' \circ f^{-1}(f(u_c) - a_n)} \quad (2.9)$$

One shall note that,  $h$  can be interpreted as a metric of the model error: if  $f \equiv f_p$ , we do indeed get  $h \equiv 0$ . Since (2.7) is a LTV system, establishing its convergence is non-trivial. Establishing the asymptotic (not to say exponential) convergence of a general LTV discrete time system is usually a difficult task. In particular, it is not sufficient to study its eigenvalues (see [Rug95]). Some results have long been available for slowly varying systems (see [Ros63] for instance) and have recently been refined in [HI10], in particular. However, in our present case, it is not necessary to use them. The particular structure of the varying term allows more straightforward investigations.

Define the (infinite) set of possible transition matrices (2.8)

$$\mathcal{A} = \{C + \alpha h(x) E_i, x \in \mathbb{R}, i \in \llbracket 1; D_{\max} + 1 \rrbracket\} \quad (2.10)$$

Let us assume that  $\|h\|_\infty < 1$ . This assumption implies that the set  $\mathcal{A}$  is bounded. Consider a sequence of  $n$  transition matrices  $(A_k)_{k \in \llbracket 0; n-1 \rrbracket} \in \mathcal{A}^n$  and for  $i \in \llbracket 0; n-1 \rrbracket$  note

$$A_k = C + \alpha h_k E_{i_k}$$

Define

$$\forall k \in \llbracket 1; n \rrbracket, \quad \Pi_k = \prod_{i=1}^k A_{k-i} = \begin{pmatrix} L_1^k \\ \vdots \\ L_p^k \end{pmatrix} \quad (2.11)$$

where  $L_i^k$  designates the  $i^{\text{th}}$  row of the product of the  $k$  matrices. Calculating the product  $\Pi_{k+1}$ , one obtains that

$$L_{D_{\max}+2}^{k+1} = (1 - \alpha)L_{D_{\max}+2}^k + \alpha h_{k+1} L_{i_{k+1}}^k$$

While for  $j \in \llbracket 1; D_{\max} + 1 \rrbracket$

$$L_{k+1}^j = L_k^{j+1}$$

It follows that

$$\|L_{D_{\max}+2}^{k+1}\|_1 \leq \underbrace{((1 - \alpha) + \alpha\|h\|_\infty)}_{<1} \max(\|L_{D_{\max}+2}^k\|_1, \|L_{i_{k+1}}^k\|_1)$$

Recursively, it is then straightforward to show that

$$\|\Pi_{D_{\max}+1}\|_\infty = \max_{j \in \llbracket 1; D_{\max}+2 \rrbracket} \|L_j^{D_{\max}+1}\|_1 \leq (1 - \alpha) + \alpha\|h\|_\infty \quad (2.12)$$

Now, we establish a preliminary result. Consider a discrete linear time-varying system (2.13) of dimension  $s$ , and  $\mathcal{A}$  a bounded set of possible transition matrices in  $\mathcal{M}_s(\mathbb{R})$  and initial condition  $X_0$

$$\forall n \geq 0, X_{n+1} = A_n X_n, \quad A_n \in \mathcal{A} \quad (2.13)$$

For any vector norm  $\|\cdot\|_*$  and any  $N \in \mathbb{N}^*$ , we define

$$M_{N,*} \triangleq \sup_{A_{N-i} \in \mathcal{A}} \left\| \prod_{i=1}^N A_{N-i} \right\|_* = \sup_{A_i \in \mathcal{A}} \left\| \prod_{i=0}^{N-1} A_i \right\|_* \quad (2.14)$$

### Proposition 2.1: Sufficient condition for exponential stability

Consider the system (2.13). If there exists  $N_0 \in \mathbb{N}^*$  such that  $M_{N_0,*} < 1$ , then the system (2.13) (globally) exponentially converges to 0. One has, for some  $K > 0$ ,

$$\forall n \in \mathbb{N}^*, \quad \|X_n\|_* \leq K \|X_0\|_* (M_{N_0,*})^{\lfloor \frac{n}{N_0} \rfloor} \quad (2.15)$$

*Proof.* The proof is relatively straightforward

$$\forall n \in \mathbb{N}, \quad X_n = \prod_{i=1}^n A_{n-i} X_0$$

Hence, grouping terms in  $N_0$ -size bundles starting from the right

$$\|X_n\|_* \leq \left\| \prod_{i=1}^{n - \lfloor \frac{n}{N_0} \rfloor N_0} A_{n-i} \right\|_* \times \prod_{i=1}^{\lfloor \frac{n}{N_0} \rfloor} \left\| \prod_{j=1}^{N_0} A_{\lfloor \frac{n}{N_0} \rfloor N_0 - (i-1)N_0 - j} \right\|_* \|X_0\|_*$$

and

$$\|X_n\|_* \leq M_{n - \lfloor \frac{n}{N_0} \rfloor, N_0, *} M_{N_0, *}^{\lfloor \frac{n}{N_0} \rfloor} \|X_0\|_*$$

Besides,

$$\forall n \in \mathbb{N}, \quad 0 \leq n - \left\lfloor \frac{n}{N_0} \right\rfloor < N_0$$

Hence, we get the desired result by defining

$$K \triangleq \max_{k \in \llbracket 0; N_0 - 1 \rrbracket} M_{k, *}$$

□

As a consequence, using the notation (2.14)

$$M_{D_{\max}+1, \infty} = \sup_{(A_i) \in \mathcal{A}^{D_{\max}+1}} \|\Pi_{D_{\max}+1}\|_\infty < 1$$

which, according to Proposition 2.1, means that the  $(X_n)$  sequence is exponentially convergent. This, in turn, allows us to formulate the following result

**Theorem 2.1: Global convergence without measurement dating uncertainty**

Let  $\Delta = 0$ . Consider any  $0 < \alpha \leq 1$ .

If  $\|h\|_\infty < 1$ , then the closed loop error (2.6) converges exponentially and

$$\lim_{n \rightarrow +\infty} f_p(u_n) = c$$

**Remark 2.1.** *In particular, one can notice that  $f'$  and  $f'_p$  must have the same sign so that the condition  $\|h\|_\infty < 1$  can be verified. In this case, if*

$$0 < \left\| \frac{f'_p}{f'} \right\|_\infty < 2 \tag{2.16}$$

*then the sufficient condition is satisfied.*

**Remark 2.2.** *The result derived in Theorem 2.1 is a sufficient condition for the controller stability. We can still get some additional insight into the controller behaviour by studying the particular case in which  $D_{\max} = \Delta_{\max} = 0$ . Then, we derive a necessary stability condition from a straightforward eigenvalue analysis showing that the equilibrium point of the system is locally stable if and only if*

$$0 \leq \frac{f'_p(u_c)}{f'(u_c)} \leq 1 + \frac{1}{\alpha} \tag{2.17}$$

*If  $\alpha = 1$ , this shows that the sufficient condition previously derived is also necessary. Otherwise, this shows that taking  $\alpha < 1$  small enough may allow one to stabilize systems where the ratio  $\frac{f'_p}{f'}$  is greater than 2 (actually, this is indeed observed in simulations).*

### 2.4.2 Convergence with measurement dating error

We now consider the implementation of the controller (2.5) with measurement dating uncertainty causing the discussed mis-synchronization between measurement and prediction with  $\Delta \neq 0$ .

Using the same transformation as in Section 2.4.1, we establish the closed-loop error

$$d_{n+2} = (1 - \alpha)d_{n+1} + \alpha \left( f_p(f^{-1}(f(u_c) - d_{n-D_{n+1}})) - f(u_c) + d_{n-D_{n+1}-\Delta_{n+1}} \right) - \alpha(c - f(u_c))$$

Applying the mean value theorem, we get

$$d_{n+2} = (1 - \alpha)d_{n+1} - \alpha\rho(a_n)d_{n-D_{n+1}} + \alpha d_{n-D_{n+1}-\Delta_{n+1}}$$

where

$$\rho = 1 - h$$

and

$$a_n \in [\min(0, d_{n-D_{n+1}}); \max(0, d_{n-D_{n+1}})]$$

The system can be written as a LTV system of dimension  $p \triangleq D_{max} + \Delta_{max} + 2$

$$X_{n+1} = A_n X_n \tag{2.18}$$

where

$$X_n = \left( d_{n-D_{max}-\Delta_{max}} \quad \cdots \quad d_{n+1} \right)^T$$

with

$$A_n = C + \alpha F_n - \alpha\rho(a_n)F'_n \tag{2.19}$$

and, with the notation (2.1),

$$F_n = E_{p-1-D_{n+1}-\Delta_{n+1}}$$

and

$$F'_n = E_{p-1-\Delta_{n+1}}$$

### 2.4.3 Convergence analysis without model error

Let us first assume that there is no model error. Under this assumption

$$\rho = 1$$

and the transition matrices  $A_n$  of the dynamics (2.18) all belong to the finite set

$$\mathcal{A} = \{C + \alpha E_k - \alpha E_{k'}, \quad (k, k') \in \llbracket 1; p-1 \rrbracket \times \llbracket p-1-D_{max}; p-1 \rrbracket\} \tag{2.20}$$

Consider a sequence of  $n$  transition matrices  $(A_i)_{i \in \llbracket 0; n-1 \rrbracket} \in \mathcal{A}^n$ . Similarly to Section 2.4.1, define

$$\forall k \in \llbracket 1; n \rrbracket, \quad \Pi_k = \prod_{i=1}^k A_{k-i} = \begin{pmatrix} L_1^k \\ \vdots \\ L_p^k \end{pmatrix} \tag{2.21}$$

where  $L_i^k$  designates the  $i^{\text{th}}$  row of the product of the  $k$  matrices. The convergence analysis is built recursively upon the fact that there exists  $K > 0$  such that for all  $n \in \mathbb{N}^*$

$$M_{n,\infty} = \left\| \prod_{i=1}^n A_{n-i} \right\|_{\infty} \leq K \eta^{\lfloor \frac{n-1}{p+D_{\max}} \rfloor} \quad (2.22)$$

where

$$\eta \triangleq \max_{r \in \llbracket 1; D_{\max}+1 \rrbracket} 1 - \frac{\alpha}{(1-\alpha)^r} + \frac{2\alpha}{1-\alpha} (1 - (1-\alpha)^r) \quad (2.23)$$

For all  $n \geq 2$ , it is clear that

$$\forall j \in \llbracket 1; p-1 \rrbracket, \quad L_j^n = L_{j+1}^{n-1} \quad (2.24)$$

and

$$\exists (r_n, m_n) \in \llbracket 1; p-1 \rrbracket^2, \quad L_p^n = (1-\alpha)L_p^{n-1} - \alpha L_{p-r_n}^{n-1} + \alpha L_{p-m_n}^{n-1} \quad (2.25)$$

We wish to prove that there exists  $K$  such that the following relation holds for all  $n \geq 0$

$$\forall j \in \llbracket 1; p \rrbracket, \quad \|L_j^n\|_1 \leq K \eta^{\lfloor \frac{n+j-2}{p+D_{\max}} \rfloor} \quad (2.26)$$

Let us define

$$K \triangleq \max_{(A_0, \dots, A_{n-1}) \in \mathcal{A}^n} \left( \max_{i \in \llbracket 1; D_{\max}+1 \rrbracket} \|L_p^i\|_1 \right)$$

It is clear that (2.25) is true for all indexes from 2 to  $D_{\max} + 1$ . Given  $n \geq D_{\max} + 1$ , let us assume that the property is true for this rank. One has

$$\Pi_{n+1} = \prod_{i=1}^{n+1} A_{n+1-i} = \begin{pmatrix} L_1^{n+1} \\ \vdots \\ L_p^{n+1} \end{pmatrix}$$

with

$$\forall j \in \llbracket 1; p-1 \rrbracket, \quad L_j^{n+1} = L_{j+1}^n$$

and

$$L_p^{n+1} = (1-\alpha)L_p^n - \alpha L_{p-r_{n+1}}^n + \alpha L_{p-m_{n+1}}^n$$

Hence, according to (2.24)

$$L_p^{n+1} = (1-\alpha)L_p^n - \alpha L_{p-r_{n+1}}^n + \alpha L_{p-m_{n+1}}^n \quad (2.27)$$

To proceed to the induction, we choose to develop the second term of (2.27). According to (2.25) at rank  $n$

$$L_p^{n-r_{n+1}+1} = (1-\alpha)L_p^{n-r_{n+1}} - \alpha L_{p-r_{n-r_{n+1}+1}}^{n-r_{n+1}} + \alpha L_{p-m_{n-r_{n+1}+1}}^{n-r_{n+1}}$$

It follows that

$$L_p^{n-r_{n+1}} = \frac{1}{1-\alpha} (L_p^{n-r_{n+1}+1} + \alpha L_{p-r_{n-r_{n+1}+1}}^{n-r_{n+1}} - \alpha L_{p-m_{n-r_{n+1}+1}}^{n-r_{n+1}}) \quad (2.28)$$

As a consequence, after substitution with (2.28), (2.27) gives

$$L_p^{n+1} = (1-\alpha)L_p^n + \alpha L_{p-m_{n+1}}^n$$

$$- \frac{\alpha}{1-\alpha} (L_p^{n-r_{n+1}+1} + \alpha L_{p-r_{n-}r_{n+1}+1}^{n-r_{n+1}} - \alpha L_{p-m_{n-}r_{n+1}+1}^{n-r_{n+1}})$$

Recursively, from rank  $n - r_{n+1} + 1$  to  $n$ , we get

$$\begin{aligned} L_p^{n+1} &= \left[ (1-\alpha) - \frac{\alpha}{(1-\alpha)^{r_{n+1}}} \right] L_p^n + \alpha L_{p-m_{n+1}}^n \\ &\quad - \alpha^2 \sum_{i=0}^{r_{n+1}-1} \frac{1}{(1-\alpha)^{i+1}} (L_{p-r_{n-}r_{n+1}+1+i}^{n-r_{n+1}+i} - L_{p-m_{n-}r_{n+1}+1+i}^{n-r_{n+1}+i}) \end{aligned}$$

Then, if the following condition holds

$$0 \leq (1-\alpha) - \frac{\alpha}{(1-\alpha)^{r_{n+1}}} \quad (2.29)$$

Using one cancellation and a careful succession of terms reorderings, one has

$$\|L_p^{n+1}\|_1 \leq \left( 1 - \frac{\alpha}{(1-\alpha)^{r_{n+1}}} + 2\alpha^2 \sum_{i=0}^{r_{n+1}-1} \frac{1}{(1-\alpha)^{i+1}} \right) \max_{\substack{j \in \llbracket 1; p \rrbracket \\ k \in \llbracket n-r_{\max}; n \rrbracket}} \|L_j^k\|$$

And, finally, using the explicit summation of the geometric sequence

$$\|L_p^{n+1}\|_1 \leq \left( 1 - \frac{\alpha}{(1-\alpha)^{r_{n+1}}} + \frac{2\alpha}{1-\alpha} (1 - (1-\alpha)^{r_{n+1}}) \right) \max_{\substack{j \in \llbracket 1; p \rrbracket \\ k \in \llbracket n-D_{\max}; n \rrbracket}} \|L_j^k\|$$

which leads, by induction with (2.26), to

$$\|L_p^{n+1}\|_1 \leq K\eta^{\lfloor \frac{n-D_{\max}+1-2}{p+D_{\max}} \rfloor + 1}$$

and after a simplification

$$\|L_p^{n+1}\|_1 \leq K\eta^{\lfloor \frac{(n+1)+p-2}{p+D_{\max}} \rfloor}$$

This proves (2.26) at rank  $n + 1$ . As a consequence, (2.22) directly follows using the relation between the infinity norm of a matrix and the one norm of its rows

$$\forall n \in \mathbb{N}, \quad \|\Pi_n\|_\infty = \max_{i \in \llbracket 1; p \rrbracket} \|L_i^n\|_1$$

### 2.4.4 General case

Based on this first result, we introduce a small model error, and formulate an extension by continuity. This last result shows that the proposed controller solves the control problem at stake, in the presence of model mismatch, delayed measurements and dating error.

According to (2.22) there exists  $N_0 \in \mathbb{N}$  such that if there is no model error

$$M_{N_0, \infty} \leq \frac{1}{2}$$

With model error, any transition matrix of the dynamics  $A_n$  can be written under the additive form

$$A_n = A_n^0 + P_n \quad (2.30)$$

where  $A_n^0$  is a matrix of the set (2.20)

$$A_n^0 \in \{C + \alpha E_{k_n} - \alpha E_{k'_n}, \quad (k_n, k'_n) \in \llbracket 1; p-1 \rrbracket \times \llbracket p-1-D_{\max}; p-1 \rrbracket\} \quad (2.31)$$

and  $P_n$  is a perturbation matrix

$$P_n = \alpha h(x_n) E_{k'_n} \quad (2.32)$$

with  $x_n$  a given real number. Consider any collection of  $N_0$  such matrices  $(A_i)_{i \in \llbracket 0; N_0-1 \rrbracket}$  and assume that there exists  $\epsilon > 0$  such that  $\|h\|_\infty \leq \epsilon$ , then

$$\begin{aligned} \left\| \prod_{i=0}^{N_0-1} A_i \right\|_\infty &\leq \left\| \prod_{i=0}^{N_0} A_i^0 \right\|_\infty + \sum_{i=1}^{N_0} C_{N_0}^{N_0-i} (1+\alpha)^{N_0-i} \alpha^i \epsilon^i \\ &\leq \frac{1}{2} + \epsilon \sum_{i=1}^{N_0} C_{N_0}^{N_0-i} (1+\alpha)^{N_0-i} \alpha^i \epsilon^{i-1} \end{aligned}$$

By upper-bounding the (finite) sum appearing in the right-hand side, it follows that there exists a sufficiently small value of  $\epsilon$  such that for any  $(A_i)_{i \in \llbracket 0; N_0-1 \rrbracket}$

$$\left\| \prod_{i=0}^{N_0-1} A_i \right\|_\infty \leq \frac{3}{4} < 1 \quad (2.33)$$

Then, Proposition 2.1 yields the exponential convergence of  $X_n$  and leads to the following (main) result

**Theorem 2.2: Exponential convergence under measurement dating uncertainty and model mismatch**

Let  $\Delta \leq \Delta_{max}$ . Consider any  $0 < \alpha \leq 1$  such that

$$0 \leq (1-\alpha) - \frac{\alpha}{(1-\alpha)^{D_{max}+1}} \quad (2.34)$$

and

$$\max_{r \in \llbracket 1; D_{max}+1 \rrbracket} 1 - \frac{\alpha}{(1-\alpha)^r} + \frac{2\alpha}{1-\alpha} (1 - (1-\alpha)^r) < 1 \quad (2.35)$$

There exists  $\epsilon \in \mathbb{R}_+$  such that, if  $\|h\|_\infty \leq \epsilon$ , then the controller (2.5) is exponentially stabilizing and guarantees

$$\lim_{n \rightarrow +\infty} f_p(u_n) = c$$

**Remark 2.3.** In particular, one sees from (2.22) that the larger  $D_{max}$  and  $\Delta_{max}$  is, the slower the guaranteed convergence rate is.

**Remark 2.4.** One can easily check that there always exist a neighbourhood of  $\alpha = 0$  on which conditions (2.34)-(2.35) are verified. Indeed

$$(1-\alpha) - \frac{\alpha}{(1-\alpha)^{D_{max}+1}} \xrightarrow{\alpha \rightarrow 0^+} 1$$

and  $\forall r \geq 1$

$$1 - \frac{\alpha}{(1-\alpha)^r} + \frac{2\alpha}{1-\alpha} (1 - (1-\alpha)^r) = 1 - \alpha + \mathcal{O}(\alpha^2)$$

While (2.34)-(2.35) are only sufficient conditions derived in a conservative fashion, we expect that as  $\alpha$  increases, it may reach a bifurcation value beyond which the system is no longer stable. This behaviour is confirmed by numerical simulations in Section 2.5.1.

**Remark 2.5.** *In terms of controller design specifications, we can draw the following statements from our analysis :*

- *the sign of the estimated gain must be correct and its value cannot be too small compared with the reality. On the other hand, taking an estimated gain larger than the true one will slow the controller down but cannot jeopardize its stability*
- *variable delays cause no specific problem of convergence if we assume that exact measurement dating is available*
- *if there is dating uncertainty of the measurement, stability can still be retained, provided that the measurements filtering is strong enough ( $\alpha$  small enough)*

## 2.5 Numerical illustration

In this section, we consider a setting where each sample is analysed during a certain lapse of time during which no other sample is taken. New control actions are only implemented when a new measurement result is received. In that way, the time-sampled measurement delay is always zero ( $D_n = 0$ ,  $D_{\max} = 0$ ), *i.e.* the measurement we receive is always informative of the result of the last control action taken. This is a special case of Theorem 2.2 which is of practical importance in the implementation of many controllers. In classic run-to-run cases, nonzero  $D_{\max}$  could be considered, without loss of generality.

We will assume that the actual physical time required for the measurement to reach the controller,  $T_p$ , depends on the measured value according to the following relation

$$T_p(y) = 8.5 - 0.75y_{mes} + 10(\xi_1 + \xi_2) \quad (2.36)$$

where  $\xi_{1,2}$  are the realizations of two independent random variables taking the values 0 or 1 with respective probabilities of  $\frac{1}{2}$ . In some simulations, we will assume that timestamps are not available and that the times at which the measurements are taken have to be estimated using an approximate model  $T$  of  $T_p$ . This estimation may be inexact, thus leading to dating uncertainty of the measurements, *i.e.*  $\Delta_{\max} \geq 0$ . In all simulations, the target will be  $c = -10$ .

### 2.5.1 Influence of pure dating uncertainty

In this subsection, the response of the system,  $f_p$ , is assumed to be a simple linear function of the control  $u$ . We further assume that it is perfectly known, so that

$$f_p(u) = f(u) = -25u \quad (2.37)$$

Furthermore, we consider a situation where no timestamp is available. As a consequence,  $T_p$  must be estimated and we assume that the approximate model available to the controller is

$$T(y) = 17 - 1.5y_{mes} \quad (2.38)$$

This mismatch results into nonzero values of  $\Delta$  which are plotted to provide a graphical view of its statistical distribution. We also corrupt the measurements with a zero-mean, uniform noise of small amplitude to excite the system.

We simulate the response of the system for various values of the gain  $\alpha$ . The results show that while the closed-loop system remains stable for  $\alpha$  small enough, as  $\alpha$  increases,

destabilization can arise in absence of any model error on the function  $f_p$ , simply because of measurement dating uncertainty. This illustrates the fact that Theorem 2.2 does not hold after a critical value of  $\alpha$ , which is conservatively estimated by conditions (2.34) and (2.35) ( $\alpha = \frac{3-\sqrt{5}}{2} \approx 0.38$ ). The results of these simulations are shown on Figure 2.4.

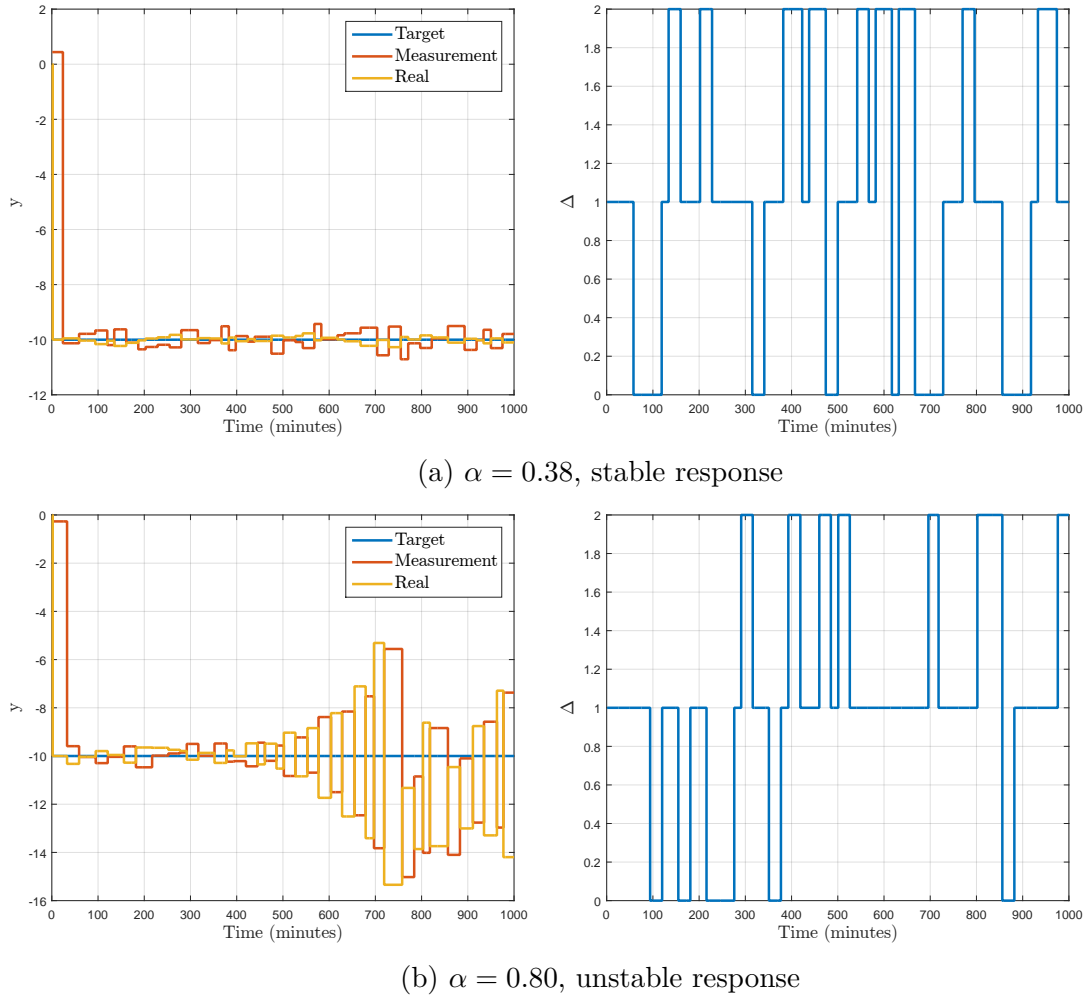


Figure 2.4: No model mismatch, measurement dating error, small measurement error

### 2.5.2 Influence of the system response uncertainty

We further illustrate Theorem 2.2 by simulating the closed-loop response of the system with a model mismatch (but without any measurement noise). We assume that  $f_p$  is given by

$$f_p(u) = -8.4339 - 6 \arctan(8u - 6) \quad (2.39)$$

and  $f$  by

$$f(u) = -25u \quad (2.40)$$

We first run the simulations without measurement dating error with three different values of  $\alpha$  corresponding to a low ( $\alpha = 0.38$  discussed above), medium ( $\alpha = 0.60$ ) and high ( $\alpha = 0.80$ ) filtering. Figure 2.5 shows the results of the simulations. Despite model mismatch, all of them display asymptotically stable responses.

Figure 2.6 then shows the results of the simulations where measurement dating error is introduced (the previous expressions for  $T_p$  and  $T$  are used). One sees that beyond a critical value for the gain  $\alpha$ , the response becomes increasingly poor, and eventually becomes unstable for the high  $\alpha$  scenario.

These simulations illustrate the merits of the theoretical results established in this chapter. A tuning of the controller gain following the (conservative) estimate provided by the small-gain condition gives satisfactory closed-loop responses even when the measurement dating error is not negligible. If the gain is chosen above the threshold, some divergence (or strong oscillations) can be observed. The situation is similar with reasonable levels of measurement noise.

## 2.6 Conclusions

As a static SISO control problem, the core problem tackled in this chapter appears, at first sight, as simple as it could be. However, the variability and uncertainty of the delay makes the problem particularly tricky. We have provided explicit robustness margins in regard of model error and asymptotic analysis on the consequences of uncertain measurement dating.

In the case where an underlying dynamical system should be considered to model the system, the preceding approach should be updated, significantly. Because the measurement will remain sampled by nature, the closed loop system will naturally become a sampled-data ordinary differential equation as considered in e.g. [FSR04]. Also, it is known that the introduction of time-varying gains may improve the exponential convergence, when measurements are subjected to (known) delays. If estimates of the delay are available, such tuning rules could bring some performance improvement. While the problem becomes significantly harder due to the time-varying nature of the discretized system transition matrices, it would be interesting to investigate whether, in a more general context of multi-input multi-output (MIMO) dynamical systems, an event-triggered discretization approach such as the one developed here could be used to obtain results on the influence of measurement dating uncertainty.

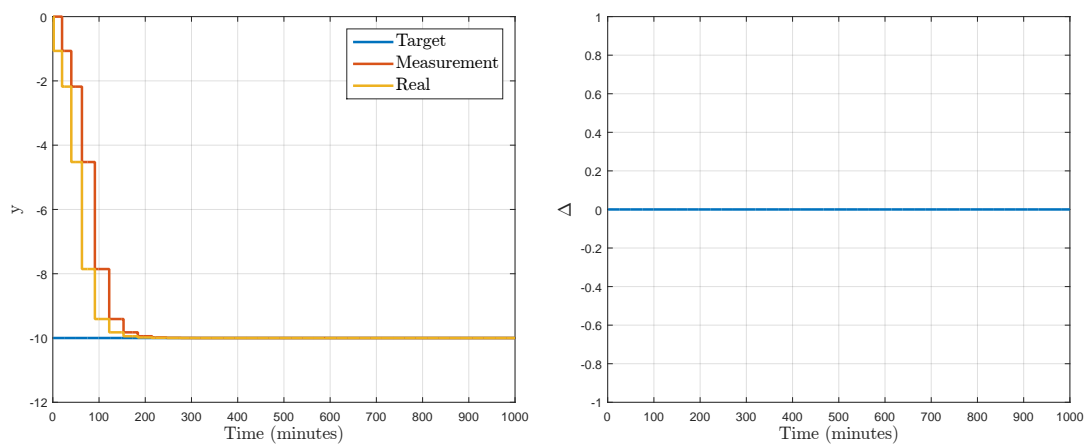
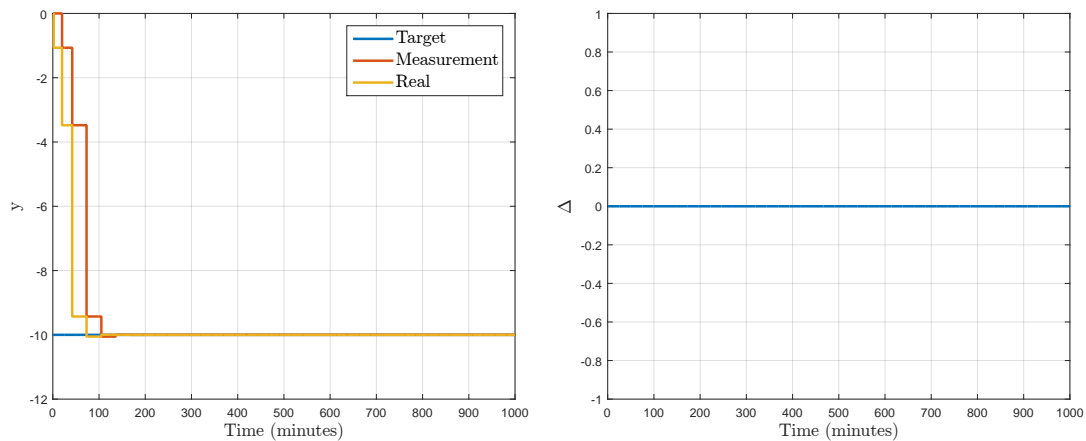
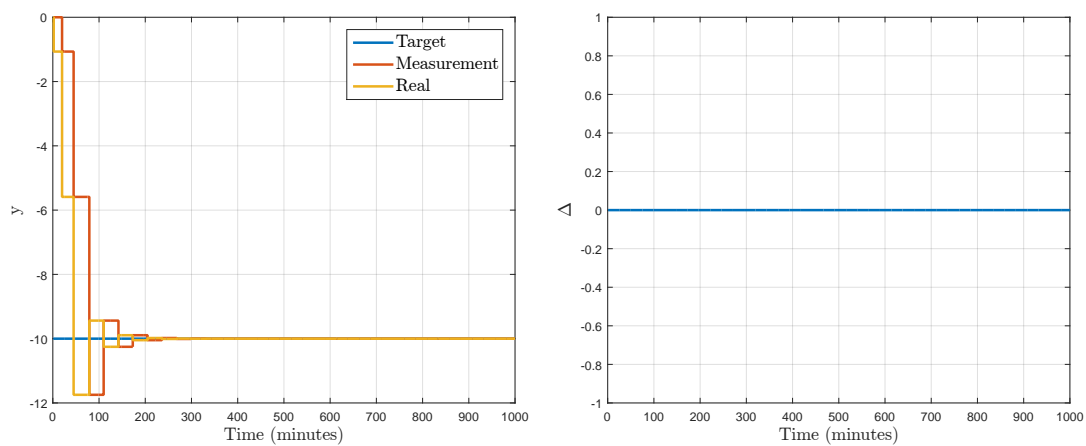
(a)  $\alpha = 0.38$ , stable response(b)  $\alpha = 0.80$ , stable response(c)  $\alpha = 0.60$ , stable response

Figure 2.5: Model mismatch, no measurement dating error, no measurement noise

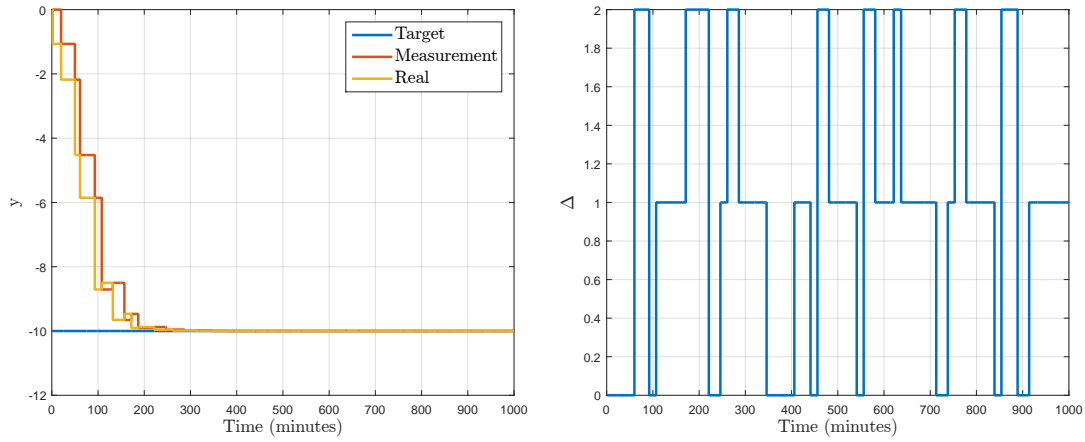
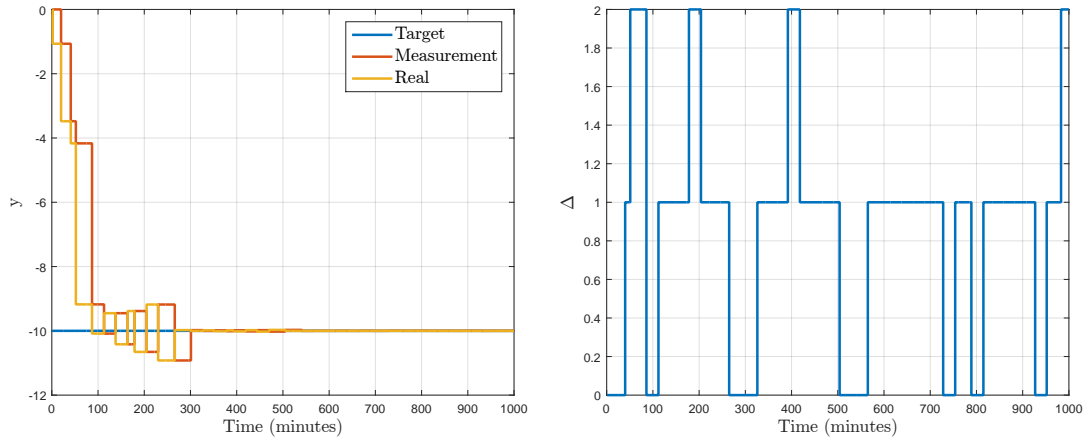
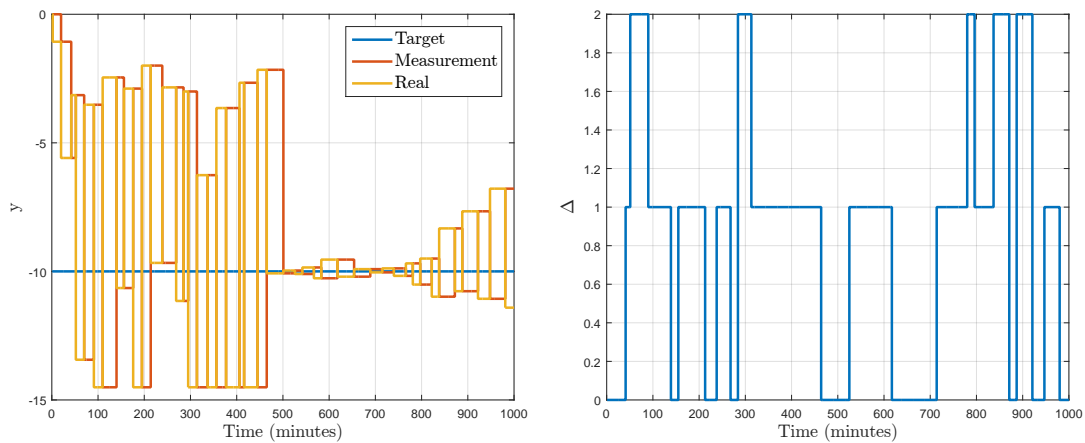
(a)  $\alpha = 0.38$ , response remains stable with delay estimation error(b)  $\alpha = 0.60$ , response starts to exhibit erratic behaviour with delay estimation error(c)  $\alpha = 0.80$ , response becomes unstable with delay estimation error

Figure 2.6: Model mismatch, measurement dating error, no measurement noise



# Chapter 3

## Application of direct simultaneous strategies for dynamic optimization of systems subject to hydraulic delays

---

*Application de méthodes de transcription directe pour l'optimisation dynamique de systèmes soumis à des retards hydrauliques.* Dans ce chapitre, nous appliquons une méthode de collocations orthogonales pour l'optimisation dynamique d'un procédé simple présentant un retard hydraulique. Nous mettons en évidence que les solutions optimales de ce problème possèdent une structure riche. Nous montrons également les difficultés et les limites que rencontrent ces techniques dans le traitement de ce type de systèmes à retards variables.

---

### 3.1 Introduction

In this chapter, we consider dynamic optimization of systems subject to hydraulic time delays. The field of dynamic optimization is primarily divided into two types of approaches: direct and indirect methods. In indirect methods, the problem is viewed as one of functional analysis (the unknown variables being functions) and its resolution is based upon the calculus of variations to determine stationarity conditions necessarily satisfied by locally optimal solutions. These conditions can be derived in a variety of settings using Pontryagin maximum principle, see [PBGM62]. Classically, this involves the introduction of a dual (adjoint) variable. The stationarity conditions have the form of a two-point boundary value problem (TPBVP). The numerical resolution then boils down to finding solutions of this TPBVP. A detailed overview of methods can be found in [BH69], [RS72], [AMR95], [Bon02] or [Bon13].

Direct methods, on the other hand, first discretize the input sequence into a vector of finite dimension and approximate the continuous optimal control problem as a Non Linear Program (NLP) that can be handled using numerical solvers (see *e.g.* [Bet01]). Direct simultaneous methods are a subclass of direct methods. They discretize both the control and state variables and rely on orthogonal collocations on finite time elements to achieve

a high-order approximation of the dynamics of the system. The resulting set of discretized equations can be shown to be equivalent to a high-order implicit Runge-Kutta integration method (see [Bie10]). Solving the problem then requires the solution of large but very structured NLP (the Jacobian of the constraints being sparse). This can be efficiently done using dedicated software packages, such as IPOPT. For further details regarding the merit of the different types of direct methods and the current state of the art in terms of direct simultaneous strategies, the reader can refer to [Bie07] for a comprehensive survey and [FTTMB08] or [SBH16] for detailed case-studies.

These approaches both have well-known advantages and shortcomings. The trade-off between them is hence very dependant on the applications, and in some cases they can even be advantageously combined (see [vSB92]). Indirect methods are recognized for their accuracy and their speed of convergence. However, they require good initial guesses to converge. More critically, the treatment of constraints is difficult in indirect methods and requires a good *a priori* knowledge of the solution structure. Specifically, the number of constrained arcs in the optimal solution needs to be estimated *a priori* in order to parametrize the resolution of the problem. They have found their main applications in the field of aerospace control, (see for instance [BCT07], [BH09], [ABM11] or [Tré12]). Direct methods, on the other hand, are much more robust to poor starting guesses and allow a straightforward treatment of inequality constraints. They can also be viewed as more straightforward to implement as no adjoint variable need to be explicitly defined prior to resolution. Among them, collocation-based simultaneous approaches have attractive numerical stability and approximation properties.

A problem worth discussing is constraints, both on input and state variables. In practical process applications, bounds are routinely imposed on variables. Thermodynamic equilibriums also frequently give rise to algebraic relations between variables that can not be easily written-off and can hamper the stability of the solutions.

Time constants in process industries are relatively larger than in most other control applications. Nowadays, the computational burden associated with the resolution of direct formulations of dynamic optimization is considered as tractable for many applications with standard (desktop) computers. Generally speaking, real-time implementations of MPC can take advantage of the results of the previous iterations to provide a good initialization point for the following run. A practical discussion regarding the implementation of such “warm-start” procedure for primal-dual interior point methods (such as the one implemented in IPOPT) can be found in [Man15]. Alternatively, strategies such as advanced-step MPC (see [ZB09]) where an optimal solution is pre-computed between sampling instants based on a prediction of the future state and very quickly updated using a sensitivity analysis when a new measurement is received can be considered.

For these reasons, direct methods are usually favoured in this field and we have decided to treat the class of systems under consideration in this thesis using these state of the art solutions, specifically a collocation-based simultaneous strategy. This is the topic covered in this chapter. In Section 3.2, we briefly review some of the existing literature on the application of collocation-based simultaneous approaches for dynamic optimization of systems subject to time delay and emphasize the specific challenges raised by the case of input-dependant hydraulic delays. In Section 3.3, we introduce a tutorial example of a water heater subject to such delays. It will serve as illustrating example. In Section 3.4, we present a resolution strategy based on the use of a partial differential equation (PDE) to describe the delay equation and its approximation by a finite-order model. Several discretization strategies are presented, along with their numerical results. As will appear,

the results stress the rich (complex) nature of the optimal solution, and the numerical difficulties. Their limits motivate the investigation of an alternative approach in the next chapters of the thesis.

## 3.2 Direct simultaneous methods for systems subject to delays

Delays cause specific concerns in the field of simultaneous methods, because they require specific tools in their numerical simulation. A rich body of literature has long studied the numerical simulation of delay-differential algebraic equations (DDAE). Useful references can be found in [BK79], [KV94] or [AP95]. In particular, the implementation of collocation methods has been studied, for instance in [GH01]-[BCT15].

However, to the best of our knowledge, there exists no contributions on dynamic optimization using such schemes for input or state dependant delays. Indeed, the formulation of this case seems to raise specific difficulties. In order to illustrate this, let us consider a system defined by a state variable  $x$ , a control variable  $u$  and a hydraulic delay  $r_u$  such that the dynamics be given by

$$\forall t \in [0; T], \dot{x}(t) = f(x(t), x(r_u(t)), u(t)) \quad (3.1)$$

and

$$\int_{r_u(t)}^t \phi(u(\tau)) d\tau = 1$$

with  $f$  and  $\phi > 0$  smooth functions. Consider a collocation mesh defined by  $N_c \geq 1$  finite elements of time of equal size  $h = \frac{T}{N_c}$ , each containing  $K$  collocation points. We note  $t_{ij}$  the time instant associated to the  $j^{\text{th}}$  collocation point of the  $i^{\text{th}}$  time element and  $t_i$  the endpoint of the  $i^{\text{th}}$  time element. In general, the time instants  $r_u(t_{ij})$  have no reason to match the discretization points of the collocation mesh and the transcription of (3.1) requires the local interpolation at each mesh point  $t_{ij}$  of  $x(r_u(t_{ij}))$ . This might seem a minor difficulty as, typically, noting  $U = (u_i)_{[1; N_c]}$  the vector of discretized inputs and using a Lagrange interpolation formula, one has

$$\tilde{y}(r_u(t_{ij})) \approx \sum_{k=1}^K L_k \left( \frac{r_U(t_{ij}) - t_{i-d(U)-1}}{h} \right) y_{i-d(U),k} \quad (3.2)$$

where  $d(U)$  is defined as

$$r_U(t_{ij}) \in [t_{i-d(U)-1}; t_{i-d(U)}[$$

However, (3.2) raises the problem of being non differentiable at every point where there exists integers  $(i, j, k) \geq 0$  such that  $r_U(t_{ij}) = t_k$ . This is made apparent by the equivalent representation using binary variables

$$\tilde{y}(r_u(t_{ij})) \approx \sum_{r=r_0}^{N_c} \delta_r \sum_{k=1}^K L_k \left( \frac{r_U(t_{ij}) - t_{r-1}}{h} \right) y_{r,k}$$

where

$$\delta_r = \begin{cases} 1 & \text{if } r_U(t_{ij}) \in [t_{r-1}; t_r[ \\ 0 & \text{if } r_U(t_{ij}) \notin [t_{r-1}; t_r[ \end{cases}$$

The complexity of optimization problems involving binary variables (MINLP, *e.g.* [Gro02]) is such that such a formulation is not suitable for a dynamic optimization applications.

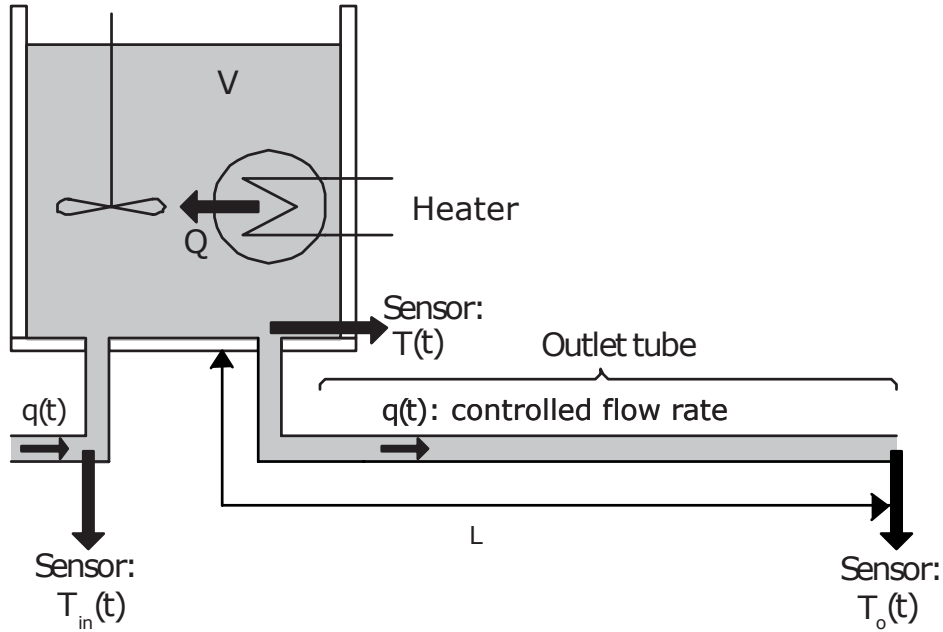


Figure 3.1: Schematic of the water heating process from [MSP08]

### 3.3 Example of application with hydraulic delay

The system under consideration here is a flow rate controlled water heater with downstream measurements (pictured on Fig. 3.1) first introduced in [MSP08] and [HT06] (where complete description of the test bench is given) to outline the challenges associated with closed-loop control of systems featuring hydraulic time delays. It is composed of a tank filled with a constant volume  $V$  of water and heated by a fixed thermal flux  $Q$ . A controlled flow rate of water  $q$  passes through the tank, coming in at a fixed inlet temperature  $T_{in}$ . Since water gets heated as it flows through the tank, the outlet temperature of the tank is higher than  $T_{in}$ . After having left the tank, water flows through a pipe of (constant) cross-section  $S$  over a length  $L$ . The variable one measures and seeks to control is the temperature  $T_o$  at the outlet of this pipe.

Neglecting heat losses, the average temperature in the tank  $T(t)$  satisfies the following balance equation

$$\begin{aligned} \frac{dT(t)}{dt} &= \frac{Q}{\rho c_p V} + \frac{q(t)}{V} (T_{in} - T(t)) \\ &\triangleq f(T, q) \end{aligned} \quad (3.3)$$

where  $\rho$ ,  $c_p$  and  $Q$  are the density of water, its specific heat and the power of supplied heat, respectively. Assuming instantaneous mixing in the tank, one has

$$T_o(t) = T(t - D(t, q)) = T(r_q(t))$$

with

$$\int_{t-D(t,q)}^t q(\tau) d\tau = LS$$

In our numerical investigations, we will take  $Q = 10^7 \text{ J.s}^{-1}$ ,  $\rho = 10^3 \text{ kg.m}^{-3}$ ,  $c_p = 4185 \text{ J.kg}^{-1}.\text{K}^{-1}$ ,  $V = 1 \text{ m}^3$ ,  $L = 0.5 \text{ m}$ ,  $S = 1 \text{ m}^2$ ,  $T_{in} = 0^\circ\text{C}$ . Given some desired

reference signals  $T_r$  and  $q_r$  (chosen to be consistent with the desired steady-state value  $T_r$ ), the optimal control problem under consideration is

$$\begin{aligned} \min_q \int_0^T \|T_o(t) - T_r(t)\|^2 + w \cdot \|q(t) - q_r(t)\|^2 dt \\ \text{s.t. } \dot{T} = f(T, q) \\ T_o(t) = T(r_q(t)) \\ T(t \leq 0) = T_0 \\ q_{\min} \leq q(t) \leq q_{\max} \end{aligned} \quad (3.4)$$

### 3.4 Numerical implementation and results

As discussed in Section 3.2, the transcription of the optimal control problem (3.4) into a smooth NLP using orthogonal collocations is directly not possible. As a consequence, instead of working directly with the delayed equation, a classic idea is to replace it with the underlying transport equation governing the system (e.g. [SBH16]). This leads to the following optimization problem

$$\begin{aligned} \min_q \int_0^T \|T_o(t) - T_r(t)\|^2 + w \cdot \|q(t) - q_r(t)\|^2 dt \\ \text{s.t. } \dot{T} = f(T, q) \\ \frac{\partial Z}{\partial t}(x, t) = -\frac{q(t)}{S} \frac{\partial Z}{\partial x}(x, t), \quad x \in [0; L] \\ T_o(t) = Z(L, t) \\ Z(0, t) = T(t) \\ Z(x, 0) = T_0, \quad x \in [0; L] \\ q_{\min} \leq q(t) \leq q_{\max} \end{aligned} \quad (3.5)$$

Formally, this change of representation does not generate any approximation (equation (3.3) is the exact solution of the PDE of (3.5), see [BP12]).

The resolution of (3.5) requires the discretization of the transport PDE. It is well-known that good numerical schemes can be obtained for transport phenomena using finite volumes methods (see [Lev04]). Classically, space is divided into a set of cells over which averaged properties are defined (with a running index  $j$ )

$$T_j(t) = \frac{1}{\Delta x} \int_{x_{j-\frac{1}{2}}}^{x_{j+\frac{1}{2}}} Z(x, t) dx$$

We follow the approach described in [Aga10] based on the use of the Method of Lines (MOL) by discretizing the PDE only with respect to space into a set of ordinary differential equations. Such a (second-order accurate) scheme defined over a mesh of  $N$  cells is given by

$$\begin{aligned} \frac{dT_n}{dt} = -\frac{q(t)}{\Delta V} \left( T_n(t) - T_{n-1}(t) + \frac{1}{2} (T_n(t) - 2T_{n-1}(t) + T_{n-2}(t)) \right) \\ T_0(t) = T_1(t) = T(t), \quad T_o(t) = T_N(t), \quad \Delta V = \frac{V_L}{N-1} \end{aligned} \quad (3.6)$$

Now, using (3.6) we have a standard optimal control problem, the resolution of which is straightforwardly implemented using a simultaneous transcription strategy (see [Bie07]).

The discretization of the ODEs is achieved using 3 Radau collocation points (see [AS65]) in each time finite element and the discretized optimisation problems are solved using IPOPT 3.11.8 through the algebraic modelling language AMPL (see [Bie10]). All simulations are initialized using a constant solution where  $T = 2^\circ\text{C}$  and  $q$  has the consistent stationary value.

The numerical results of this method are shown on Figures 3.2-3.3 (in both cases the number of finite time elements of the collocation mesh is taken equal to  $N_c = 100$ ).  $T$  and  $T_o$  are the values computed by the optimizer while  $T_{o,ex}$  is the value of  $T_o$  computed *a posteriori* by a high fidelity simulator (using a very refined upwind scheme). Figure 3.2 displays the optimal trajectories computed with  $w = 0.1$  for two values of  $N$  (10 and 50). Good results are achieved in both cases. Refining the spatial discretization by a factor of 5 allows us to decrease the discrepancy between the value of  $T_o$  predicted by the optimizer and the actual realization of the trajectory. This must however be paid by a large increase in computation time (by a factor close to 40). Furthermore, in both cases, the resolution of the problem suffers from ill-conditioning. More precisely, the Newton method that IPOPT follows requires the Jacobian of the KKT matrix to be definite positive. This is true if the constraint Jacobian is full row rank and the reduced Hessian is positive definite. If this condition is not verified, or the numerical conditioning of the matrix is too poor, IPOPT must regularize it by adding a damping term to the Hessian (this behaviour appears for  $N \geq 8$ )<sup>1</sup>. The interested reader can refer to [WB06] for a detailed presentation of the line-search method implemented in IPOPT. The log file of IPOPT for the resolution of the problem in the case with  $w = 0.1$  and  $N = 50$  can also be found in Appendix A (the definition of the various outputs of IPOPT are available in [Man15]).

Interestingly, in both cases, the structure of the solution is qualitatively the same and displays an apparently pseudo-periodic behaviour during the transient state. Despite its complex structure, this type of solution does not necessarily contradict the physical intuition. Indeed, low flow-rate regimes correspond to phases where the water in the tank gets heated while high flow-rate regimes lead to a quick flush of the outlet pipe (thus allowing hot water to reach faster the outlet of the pipe). This cyclic functioning could hence be described as “heat and flush”.

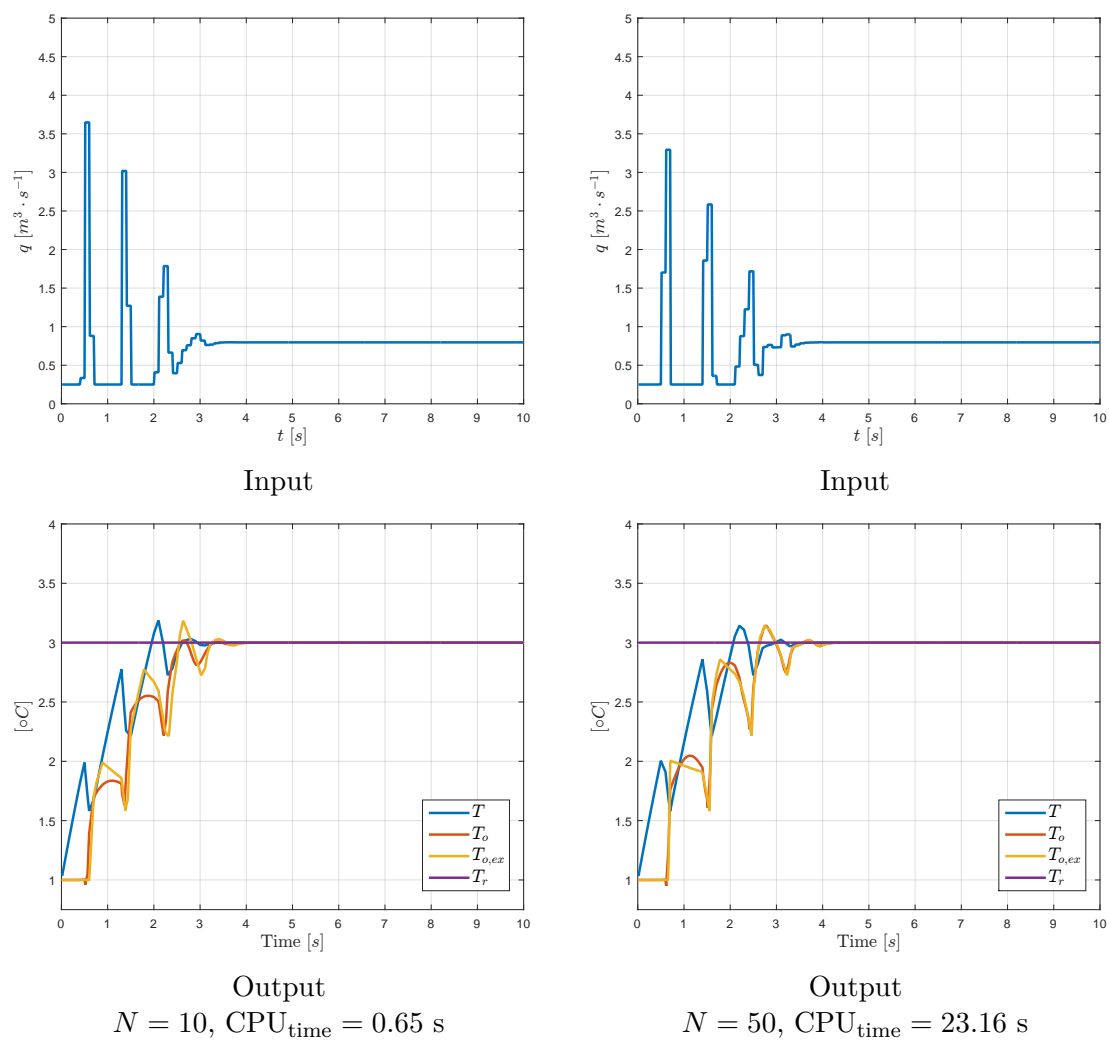
Figure 3.3 displays the optimal trajectories computed with  $w = 0.001$  for the same two values of  $N$  (10 and 50). Interestingly, it shows that when the regularization parameter  $w$  becomes sufficiently small, the solution of the optimization are subject to strong spurious oscillations around steady state. Figure 3.3 evidences the fact that refining the spatial discretization does not seem to solve the problem but actually worsens it.

Numerical results can still be improved by refining the *time* mesh of the collocation scheme while keeping the number of actual degrees of freedom on the control input constant (equality constraints are imposed on a groups of  $n_b$  adjacent inputs). Figure 3.4 shows the results obtained when refining the time mesh by a factor 5. While the precision of optimizer’s prediction is much improved and some of the spurious oscillations of the solution is removed, this is paid by an increase of computation time by a factor roughly equal to 5.

Comparable results are obtained using a full discretization, both w.r.t. time and space, of the PDE using the following second order accurate scheme

$$T_j(t_{i+1}) = T_j(t_i) - \frac{\Delta t}{\Delta x} (F_{j+\frac{1}{2}}(t_i) - F_{j-\frac{1}{2}}(t_i))$$

<sup>1</sup>In IPOPT these properties can be assessed through the inertia of the matrix. If a regularization term is used, it is listed as  $\text{lg}(\text{rg})$ .

Figure 3.2: Optimal trajectories,  $w = 0.1$

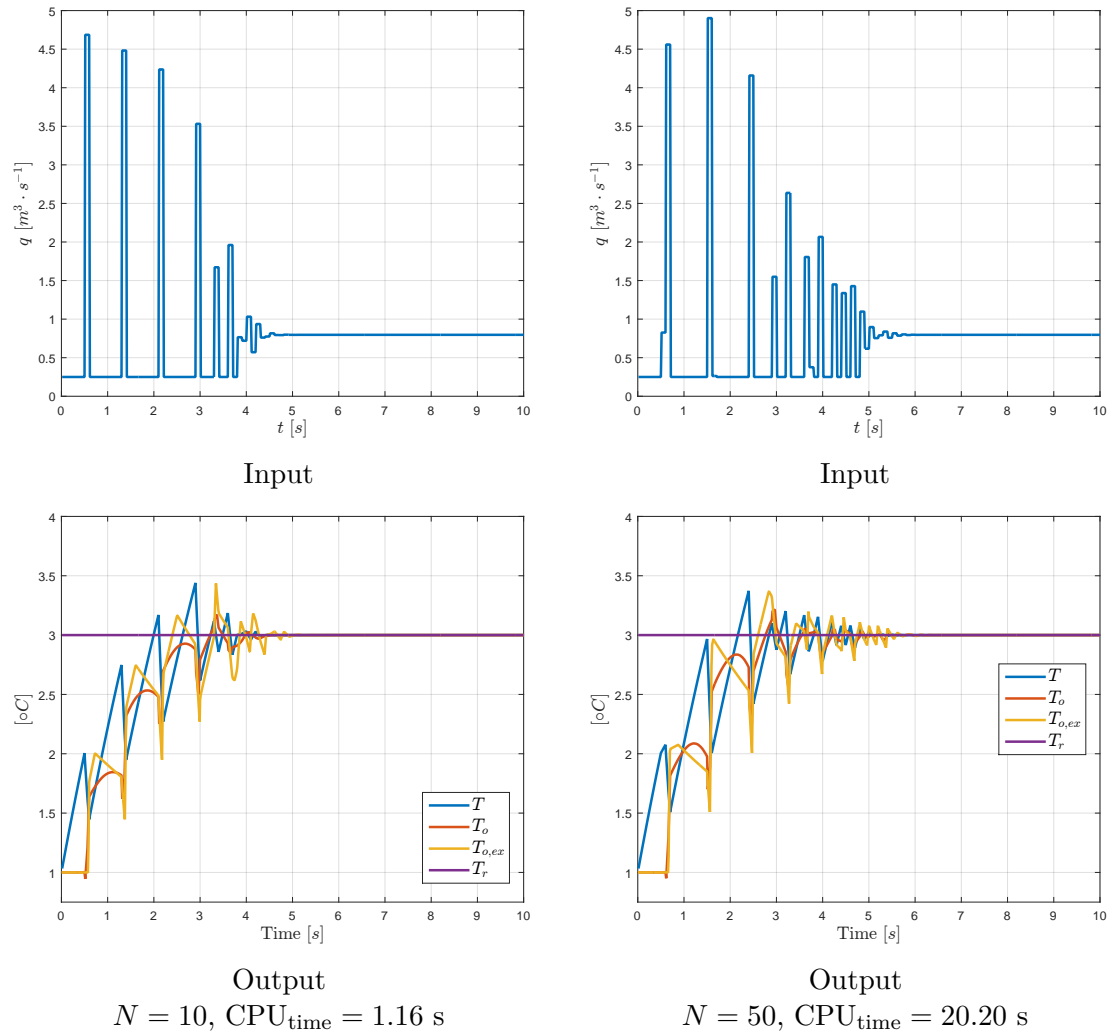


Figure 3.3: Optimal trajectories with MOL,  $w = 0.001$ . The input history is sharpened as the weight  $w$  (regularization term) is decreased. The prediction of  $T_o$  by the optimizers displays a strong discrepancy with its true value

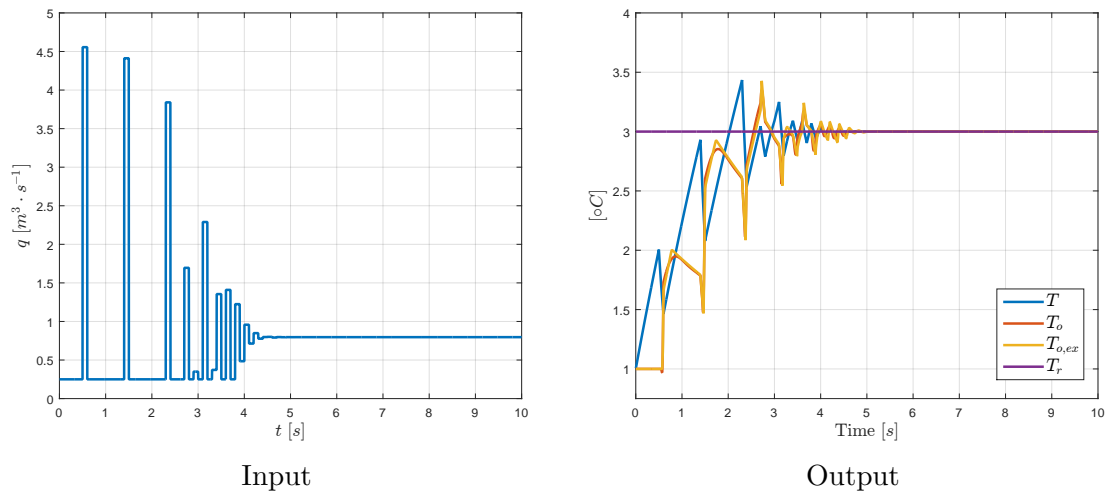


Figure 3.4: Optimal trajectories with a refined collocation grid,  $w = 0.001$ ,  $N = 50$ ,  $n_b = 5$ ,  $\text{CPU}_{\text{time}} = 115.01$  s. The cyclic “heat and flush” behaviour persists but a much higher accuracy of the prediction of  $T_o$  is achieved compared to Figure 3.3

where

$$F_{j+\frac{1}{2}}(t_i) = \frac{q(t_i)}{S} T_{j-1}(t_i) + \frac{1}{2} \frac{q(t_i)}{S} \left(1 - \frac{q(t_i) \Delta t}{S \Delta x}\right) (T_j(t_i) - T_{j-1}(t_i))$$

It should be remembered that this type of finite volumes numerical schemes is only stable if the Courant-Friedrichs-Lewy [All07] condition is verified

$$\frac{q \Delta t}{S \Delta x} < 1 \quad (3.7)$$

As a consequence, with such an explicit scheme in time, satisfying (3.7) for a reasonably large value of  $N$  requires a very refined time discretization. In this approach, the transport PDE is directly transformed into a set of algebraic equations and we only need to apply collocations to the remaining ordinary differential equation of the tank. To allow  $N = 40$ , we discretize the PDE at 3500 time instants. To keep the comparison meaningful, equality constraints are once again imposed on adjacent inputs in order to keep the effective number of degrees of freedom of the control input equal to 100.

The results are displayed on Figure 3.5. As can be seen, this approach achieves excellent accuracy but at the price of a large increase in computation time with respect to the findings of Figure 3.3.

## 3.5 Conclusions

Altogether, this study shows that while interesting results can be obtained using an approach based on the discretization of the transport PDE (which is an exact representation of the delay), it presents two main drawbacks:

- even for an elementary system, accurately capturing sharp transient fronts requires a fine spatial discretization which increases the size of the state and leads to large optimization problems.

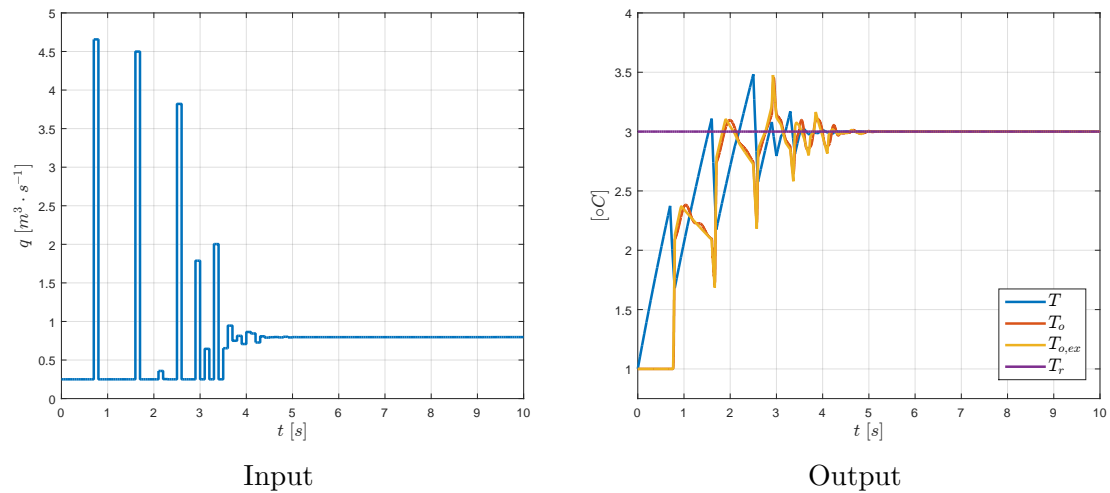


Figure 3.5: Optimal trajectories with full PDE discretization,  $w_q = 0.001$ ,  $N = 40$ ,  $\text{CPU}_{\text{time}} = 142.17$  s. The “heat and flush” behaviour is also found. High accuracy of the optimizer prediction is achieved

- refining the spatial discretization of the PDE leads to problems of numerical conditioning of the Hessian, which adversely affect the performances of the solver and lead to undesirable behaviour of the solutions (spurious oscillations).

In the remaining of the thesis, we will focus our investigations on the derivation of a methodology allowing us to exploit our knowledge of the analytical solution of the transport PDE as a delay equation in order to overcome these issues.

# Chapter 4

## Calculus of variations for varying delays

---

*Calcul des variations pour des systèmes à retards variables.* Dans ce chapitre, nous étudions le calcul des variations de problèmes de commande optimale de systèmes soumis à différents types de retards variables. Nous montrons en particulier que, dans le cas de retards hydrauliques apparaissant dans la commande, le problème n'est pas différentiable. Une formulation régularisée est proposée pour éviter cette difficulté et ses conditions de stationnarités sont calculées.

---

### 4.1 Introduction

Prior to developing a sort of indirect numerical method for the problem under consideration in this thesis, we carry a preliminary study on the associated calculus of variations, and focus on the derivation of stationarity conditions. The study of the calculus of variations for optimal control problems subject to time-varying delays in the dynamics is not a new subject. Following the early works of the optimal control community in the 50s and the 60s, [Ban68] derived necessary stationarity conditions for a system subject to multiple fixed (with respect to the state and the control) time-varying delays in the state. [Ash69] studied the case of a generic state-dependant state delay. However, since then the field has received limited attention and these works are not implemented in any available software package. Interestingly, none of the works cited above are directly treating the case of input-dependant input delays, which is our primary focus. As will be seen, this case is, in fact, more involved.

In the first part of this chapter, we will study the calculus of variations of an optimal control problem with a fixed time-varying delay<sup>1</sup> in the state and the input. This is a fairly straightforward extension of the reordering techniques presented in [Hug68] for fixed delays and will serve as an introduction to the second part of the chapter where we study the case of an input-dependant hydraulic delay in the state and the control. We first establish the conditions under which such a system is Gâteaux differentiable and outline that a problem with an explicit input-dependant input delay dependency generally does

---

<sup>1</sup>Because  $r$  depends on  $t$  only, its definition being independent from variations of  $x$  or  $u$ , we say that the system is subject to a *fixed* time varying delay.

not verify these conditions. We then introduce a smooth regularized version of the problem and derive its stationarity conditions. Interestingly, this latter result can be seen as a refinement of the results of the pioneer work of [Ash69] to the case of an hydraulic delay, under regularization.

## 4.2 Notations

We denote  $u \in \mathbb{R}^p$  the control and  $x \in \mathbb{R}^m$  the state of the system.

Let  $L^2(E, F)$  be the set of functions of integrable square on  $E$  with values in  $F$ .

With  $T > 0$ , we denote  $C_{pw}^1([0; T], \mathbb{R}^p)$  the class of piecewise  $C^1$  functions from  $[0; T]$  to  $\mathbb{R}^p$ , having a finite number of jumps in their values or derivatives on their interval of definition.

Let  $D^1([0; T], \mathbb{R}^p)$  be the class of functions from  $[0; T]$  to  $\mathbb{R}^p$  that are differentiable but whose derivative are not necessarily continuous.

We denote the function  $\text{sign} : \mathbb{R} \rightarrow \{-1; 0; 1\}$  that maps strictly positive (resp. negative) arguments to 1 (resp.  $-1$ ) and 0 onto itself.

Let  $g \in L^2(\mathbb{R}, \mathbb{R}^n)$  and  $\mathcal{I}$  be an interval of  $\mathbb{R}$ . We denote  $g_{\mathcal{I}}$  the restriction of  $g$  to  $\mathcal{I}$ .

Let  $f$  be a function of a real variable, we note the one-sided limit whose  $s$ -argument defines how the  $t$ -argument is approached

$$\lim_{\substack{\tau \rightarrow t \\ s}} f(\tau) = \begin{cases} \lim_{\tau \rightarrow t^+} f(\tau) & \text{if } 0 \leq s \\ \lim_{\tau \rightarrow t^-} f(\tau) & \text{if } 0 > s \end{cases}$$

## 4.3 Fixed time-varying delays

Consider  $r$  a smooth, strictly increasing function such that for all  $t$ ,  $r(t) < t$ . This function defines a delayed time law.

Let  $L : [0; T] \times \mathbb{R}^m \times \mathbb{R}^p \rightarrow \mathbb{R}$  and  $f : [0; T] \times \mathbb{R}^m \times \mathbb{R}^m \times \mathbb{R}^p \times \mathbb{R}^p \rightarrow \mathbb{R}^m$  be smooth functions. Take  $(u_0, x_0) \in L^2([r(0); 0], \mathbb{R}^p) \times D^1([r(0); 0], \mathbb{R}^p)$ . Consider the following optimal control problem having  $r$  as *fixed* time-varying delay

$$\begin{aligned} \mathcal{P}_r : \min_u \int_0^T L(t, x(t), u(t)) dt + \psi(x(T)) &\triangleq J_r(u) \\ \text{s.t. } \forall t \in [0; T], \dot{x}(t) &= f(t, x(t), x(r(t)), u(t), u(r(t))) \\ x_{[r(0); 0]} &= x_0, u_{[r(0); 0]} = u_0 \end{aligned}$$

We seek to establish necessary stationarity conditions characterizing optimal solutions of  $\mathcal{P}_r$ . Following the classic approach of calculus of variations (see *e.g.* [GF63]), these conditions are equivalent to the stationarity conditions of the augmented functional where the constraints of the dynamics have been adjoined

$$\begin{aligned} \bar{J}_r(x, u, \lambda) &= \int_0^T L(t, x(t), u(t)) - \lambda(t)^T \dot{x}(t) \\ &\quad + \lambda(t)^T f(t, x(t), x(r(t)), u(t), u(r(t))) dt + \psi(x(T)) \end{aligned}$$

Using an integration by parts, one has

$$\begin{aligned} \bar{J}_r(x, u, \lambda) &= \int_0^T L(t, x(t), u(t)) + \dot{\lambda}(t)^T x(t) \\ &\quad + \lambda(t)^T f(t, x(t), x(r(t)), u(t), u(r(t))) dt \\ &\quad - \lambda(T)^T x(T) + \lambda(0)^T x(0) + \psi(x(T)) \end{aligned} \tag{4.1}$$

In order to compute the Gâteaux derivatives of  $\bar{J}_r$  (*i.e.* the directional derivatives, see [Rud73]), given any  $\delta \in \mathbb{R}$ ,  $x$ ,  $u$ ,  $\lambda$ , let us first consider the cost variation associated with a perturbation of its first argument in a direction  $h$ . We will use the following simplified notation for greater convenience

$$\bar{J}_r(x + \delta h, u, \lambda) - \bar{J}_r(x, u, \lambda) = \bar{J}_r(x + \delta h) - \bar{J}_r(x)$$

Using (4.1), we have

$$\begin{aligned} \bar{J}_r(x + \delta h) - \bar{J}_r(x) &= \delta \int_0^T \frac{\partial L}{\partial x}(t, x(t), u(t))h(t) + \dot{\lambda}(t)^T h(t) \\ &\quad + \lambda(t)^T \frac{\partial f}{\partial x}(t, x(t), x(r(t)), u(t), u(r(t)))h(t) \\ &\quad + \lambda(t)^T \frac{\partial f}{\partial x_r}(t, x(t), x(r(t)), u(t), u(r(t)))h(r(t)) dt \\ &\quad - \delta \lambda(T)^T h(T) + \delta \frac{\partial \psi}{\partial x}(x(T))h(T) + o(\delta) \end{aligned}$$

This immediately leads to the expression of the Gâteaux derivative w.r.t. the  $x$ -argument

$$\begin{aligned} D_h \bar{J}_r(x) &= \int_0^T \frac{\partial L}{\partial x}(t, x(t), u(t))h(t) + \dot{\lambda}(t)^T h(t) \\ &\quad + \lambda(t)^T \frac{\partial f}{\partial x}(t, x(t), x(r(t)), u(t), u(r(t)))h(t) \\ &\quad + \lambda(t)^T \frac{\partial f}{\partial x_r}(t, x(t), x(r(t)), u(t), u(r(t)))h(r(t)) dt \\ &\quad - \lambda(T)^T h(T) + \frac{\partial \psi}{\partial x}(x(T))h(T) \end{aligned}$$

This last expression is not handy for the coming derivation of stationarity conditions because the expression under the integral sign mixes the values of  $h$  at both time  $t$  and time  $r(t)$ . Since  $h$  is an admissible perturbation, for all  $t \leq 0$ ,  $h(t) = 0$ . This gives a first simplification. Then, using a change of variables, one finds

$$\begin{aligned} &\int_0^T \lambda(t)^T \frac{\partial f}{\partial x_r}(t, x(t), x(r(t)), u(t), u(r(t)))h(r(t)) dt \\ &= \int_0^{r(T)} \lambda(r^{-1}(t))^T \cdot \frac{\partial f}{\partial x_r}(r^{-1}(t), x(r^{-1}(t)), x(t), u(r^{-1}(t)), u(t))(r^{-1})'(t)h(t) dt \end{aligned}$$

Finally, this leads to

$$\begin{aligned} D_h \bar{J}_r(x) &= \left( -\lambda(T)^T + \frac{\partial \psi}{\partial x}(x(T)) \right) h(T) \\ &\quad + \int_0^T \left( \frac{\partial L}{\partial x}(t, x(t), u(t)) + \dot{\lambda}(t)^T \right. \\ &\quad + \lambda(t)^T \frac{\partial f}{\partial x}(t, x(t), x(r(t)), u(t), u(r(t))) \\ &\quad + \mathbf{1}_{[0; r(T)]}(t)(r^{-1})'(t) \cdot \lambda(r^{-1}(t))^T \cdot \\ &\quad \left. \frac{\partial f}{\partial x_r}(r^{-1}(t), x(r^{-1}(t)), x(t), u(r^{-1}(t)), u(t)) \right) h(t) dt \end{aligned} \tag{4.2}$$

Similarly, we establish the Gâteaux derivative w.r.t. the input

$$\begin{aligned} D_h \bar{J}_r(u) &= \int_0^T \left( \frac{\partial L}{\partial u}(t, x(t), u(t)) + \lambda(t)^T \frac{\partial f}{\partial u}(t, x(t), x(r(t)), u(t), u(r(t))) \right. \\ &\quad \left. + \mathbb{1}_{[0; r(T)]}(t)(r^{-1})'(t) \cdot \lambda(r^{-1}(t))^T \cdot \frac{\partial f}{\partial u_r}(r^{-1}(t), x(r^{-1}(t)), x(t), u(r^{-1}(t)), u(t)) \right) h(t) dt \end{aligned} \quad (4.3)$$

and finally,

$$D_h \bar{J}_r(\lambda) = \int_0^T -h(t)^T \left( \dot{x}(t) + f(t, x(t), x(r(t)), u(t), u(r(t))) \right) dt \quad (4.4)$$

Any stationary solution  $(x^*, u^*, \lambda^*)$  of  $\bar{J}_r$  is characterized by the relations

$$\forall (h_1, h_2, h_3), D_{h_1} \bar{J}_r(x^*) = D_{h_2} \bar{J}_r(u^*) = D_{h_3} \bar{J}_r(\lambda^*) = 0$$

Then, using Dubois-Reymond lemma (see [GF63]), we classically establish the following result

#### Theorem 4.1:

The stationarity conditions necessarily verified by locally optimal solutions of  $\mathcal{P}_r$  are given by the following two-point boundary value problem (TPBVP)

$$\dot{x}(t) = f(t, x(t), x(r(t)), u(t), u(r(t))) \quad (4.5)$$

$$x(0) = x_0$$

$$\begin{aligned} \dot{\lambda}(t) &= - \frac{\partial L}{\partial x}(t, x(t), u(t))^T - \frac{\partial f}{\partial x}(t, x(t), x(r(t)), u(t), u(r(t)))^T \lambda(t) \\ &\quad - \mathbb{1}_{[0; r(T)]}(t)(r^{-1})'(t) \cdot \frac{\partial f}{\partial x_r}(r^{-1}(t), x(r^{-1}(t)), x(t), u(r^{-1}(t)), u(t))^T \lambda(r^{-1}(t)) \end{aligned} \quad (4.6)$$

$$\begin{aligned} \lambda(T) &= \frac{\partial \psi}{\partial x}(x(T))^T \\ 0 &= \frac{\partial L}{\partial u}(t, x(t), u(t))^T + \frac{\partial f}{\partial u}(t, x(t), x(r(t)), u(t), u(r(t)))^T \lambda(t) \\ &\quad + \mathbb{1}_{[0; r(T)]}(t)(r^{-1})'(t) \cdot \frac{\partial f}{\partial u_r}(r^{-1}(t), x(r^{-1}(t)), x(t), u(r^{-1}(t)), u(t))^T \lambda(r^{-1}(t)) \end{aligned} \quad (4.7)$$

## 4.4 Input-dependant delays: a non-smooth problem

### 4.4.1 Gâteaux differentiability with input-dependant delays

We now consider a more complex case when the delay depends on the input signal, according to an integral (hydraulic) law.

Let  $\phi : \mathbb{R}^p \rightarrow \mathbb{R}_+^*$  be a smooth function. Take  $(u_0, x_0) \in C_{pw}^1([r_0; 0], \mathbb{R}^p) \times D^1([r_0; 0], \mathbb{R}^p)$ ,  $r_0 < 0$  with

$$\int_{r_0}^0 \phi(u_0(\tau)) d\tau = 1$$

Consider the optimal control problem with input-dependant delays

$$\begin{aligned} \mathcal{P}_0 : \min_u \int_0^T L(t, x(t), u(t)) dt + \psi(x(T)) &\triangleq J_0(u) \\ \text{s.t. } \forall t \in [0; T], \dot{x}(t) &= f(t, x(t), x(r_u(t)), u(t), u(r_u(t))) \\ x_{[r_0; 0]} &= x_0, \quad u_{[r_0; 0]} = u_0 \end{aligned}$$

where  $r_u$  is implicitly defined by the relation

$$\int_{r_u(t)}^t \phi(u(\tau)) d\tau = 1$$

Before addressing the derivation of the optimality conditions, we introduce the following useful preliminary result

**Proposition 4.1: Sensitivity of hydraulic delay w.r.t. input variations**

For any  $t \in [0; T]$ ,  $(u, h) \in C_{pw}^1([0; T], \mathbb{R}^p)^2$  and  $s \in \{-1; 1\}$ , we have

$$\lim_{\substack{\delta \rightarrow 0 \\ s}} \frac{r_{u+\delta h}(t) - r_u(t)}{\delta} = \frac{1}{\lim_{\substack{\tau \rightarrow r_u(t) \\ s'}} \phi(u(\tau))} \int_{r_u(t)}^t \frac{\partial \phi}{\partial u}(u(\tau)) h(\tau) d\tau \quad (4.8)$$

where

$$s' = \text{sign} \left( s \cdot \int_{r_u(t)}^t \frac{\partial \phi}{\partial u}(u(\tau)) h(\tau) d\tau \right)$$

In particular, if  $u$  is continuous at  $r_u(t)$ , the Gâteaux derivative of  $r_u(t)$  w.r.t. the input at point  $u$  in the direction  $h$  is

$$D_h r_u(t) \triangleq \lim_{\delta \rightarrow 0} \frac{r_{u+\delta h}(t) - r_u(t)}{\delta} = \frac{1}{\phi(u(r_u(t)))} \int_{r_u(t)}^t \frac{\partial \phi}{\partial u}(u(\tau)) h(\tau) d\tau \quad (4.9)$$

Similarly, for any  $t \in [0; r_u(T)[$

$$\lim_{\substack{\delta \rightarrow 0 \\ s}} \frac{r_{u+\delta h}^{-1}(t) - r_u^{-1}(t)}{\delta} = -\frac{1}{\lim_{\substack{\tau \rightarrow r_u^{-1}(t) \\ s'}} \phi(u(\tau))} \int_t^{r_u^{-1}(t)} \frac{\partial \phi}{\partial u}(u(\tau)) h(\tau) d\tau \quad (4.10)$$

where

$$s' = \text{sign} \left( -s \cdot \int_t^{r_u^{-1}(t)} \frac{\partial \phi}{\partial u}(u(\tau)) h(\tau) d\tau \right)$$

and if  $u$  is continuous at  $r_u^{-1}(t)$ , the Gâteaux derivative is given by

$$D_h r_u^{-1}(t) = -\frac{1}{\phi(u(r_u^{-1}(t)))} \int_t^{r_u^{-1}(t)} \frac{\partial \phi}{\partial u}(u(\tau)) h(\tau) d\tau \quad (4.11)$$

*Proof.* From (5.2), we have

$$1 = \int_{r_u(t)}^t \phi(u(\tau)) d\tau = \int_{r_{u+\delta h}(t)}^t \phi(u(\tau) + \delta h(\tau)) d\tau$$

Then, from the smoothness of  $\phi$ , one deduces that

$$\int_{r_u(t)}^t \phi(u(\tau)) \, d\tau = \int_{r_{u+\delta h}(t)}^t \phi(u(\tau)) + \delta \frac{\partial \phi}{\partial u}(u(\tau)) h(\tau) \, d\tau + o(\delta)$$

It follows that

$$\int_{r_u(t)}^{r_{u+\delta h}(t)} \phi(u(\tau)) \, d\tau = \delta \int_{r_{u+\delta h}(t)}^t \frac{\partial \phi}{\partial u}(u(\tau)) h(\tau) \, d\tau + o(\delta) \quad (4.12)$$

Since we know *a priori* that  $r_0 \leq r_{u+\delta h}(t) \leq T$ , one notices that the integral in the right-hand side is expressed on a bounded domain over which its argument is bounded. We immediately deduce that

$$\int_{r_u(t)}^{r_{u+\delta h}(t)} \phi(u(\tau)) \, d\tau \xrightarrow{\delta \rightarrow 0} 0$$

Using the fact that  $\phi$  is a strictly positive function by definition, we obtain the continuity of  $r_u(t)$  with respect to the input

$$r_{u+\delta h}(t) - r_u(t) \xrightarrow{\delta \rightarrow 0} 0$$

Using this result in (4.12), we have

$$\frac{1}{\delta} \int_{r_u(t)}^{r_{u+\delta h}(t)} \phi(u(\tau)) \, d\tau = \int_{r_u(t)}^t \frac{\partial \phi}{\partial u}(u(\tau)) h(\tau) \, d\tau + o(1) \quad (4.13)$$

If

$$\int_{r_u(t)}^t \frac{\partial \phi}{\partial u}(u(\tau)) h(\tau) \, d\tau \neq 0 \quad (4.14)$$

then (4.13) guarantees that, in a neighbourhood of  $\delta = 0$ ,

$$\text{sign}(r_{u+\delta h}(t) - r_u(t)) = \text{sign} \left( \delta \int_{r_u(t)}^t \frac{\partial \phi}{\partial u}(u(\tau)) h(\tau) \, d\tau \right) \quad (4.15)$$

Using this, the desired results (4.8) are finally obtained by taking alternatively the limit of (4.13) when  $\delta$  goes to zero from above or below. Otherwise, when (4.14) fails, we directly get

$$\frac{1}{\delta} \int_{r_u(t)}^{r_{u+\delta h}(t)} \phi(u(\tau)) \, d\tau = o(1)$$

and

$$\lim_{\delta \rightarrow 0} \frac{r_{u+\delta h}(t) - r_u(t)}{\delta} = 0$$

The results regarding the variation of  $r_u^{-1}(t)$  are established symmetrically after noticing that the definition of the delay implies that for all  $t \in [0; \min(r_u(t), r_{u+\delta h}(t))]$

$$1 = \int_t^{r_u^{-1}(t)} \phi(u(\tau)) \, d\tau = \int_t^{r_{u+\delta h}^{-1}(t)} \phi(u(\tau) + \delta h(\tau)) \, d\tau$$

□

Using this preliminary result, we can continue our analysis. For notational ease, we write

$$[t, x, u]_v = (t, x(t), x(r_v(t)), u(t), u(r_v(t)))$$

Let us derive the stationary points of the augmented functional

$$\begin{aligned} \bar{J}_0(x, u, \lambda) = & \int_0^T L(x(t), u(t)) + \dot{\lambda}^T(t)x(t) + \lambda^T(t)f([t, x, u]_u) dt \\ & + \lambda^T(0)x(0) - \lambda^T(T)x(T) + \psi(x(T)) \end{aligned}$$

The Gâteaux derivative of  $\bar{J}_0$  w.r.t. its second argument at point  $(x, u, \lambda)$  in direction  $h$  is

$$\begin{aligned} \bar{J}_0(u + \delta h) - \bar{J}_0(u) = & \int_0^T L(t, x(t), u(t) + \delta h(t)) - L(x(t), u(t)) \\ & + \lambda^T(t) \left( f([t, x, u + \delta h]_{u+\delta h}) - f([t, x, u]_u) \right) \end{aligned}$$

We know that there exists a finite number  $N$  of distinct time instants  $r_0 < t_i \leq r_u(T)_{i=1..N}$  at which the control input  $u$  is not smooth. For  $\delta$  small enough,  $u + \delta h$  has the same jumping points as  $u$ , plus those generated by  $\delta h$  which will all have negligible contributions. The calculus is decomposed over a mesh allowing us to cover both cases when the image of the jumps of  $u$  by the inverse perturbed delayed time law,  $r_{u+\delta h}^{-1}(t)$ , are each approached from below or above. Using this notation, we have

$$\begin{aligned} \frac{\bar{J}_0(u + \delta h) - \bar{J}_0(u)}{\delta} = & \int_0^T \frac{\partial L}{\partial u}(t, x(t), u(t))h(t) + \lambda(t)^T \frac{\partial f}{\partial u}([t, x, u]_u) \cdot h(t) dt \\ & + \int_0^{\min(r_u^{-1}(t_1), r_{u+\delta h}^{-1}(t_1))} \Delta(t, \delta) dt \\ & + \sum_{i=1}^N \frac{1}{\delta} \int_{\min(r_u^{-1}(t_i), r_{u+\delta h}^{-1}(t_i))}^{\max(r_u^{-1}(t_i), r_{u+\delta h}^{-1}(t_i))} \lambda^T(t) \cdot \\ & \left( f(t, x(t), x(r_{u+\delta h}(t)), u(t) + \delta h(t), u(r_{u+\delta h}(t)) + \delta h(r_{u+\delta h}(t))) \right. \\ & \left. - f(t, x(t), x(r_u(t)), u(t), u(r_u(t))) \right) dt \\ & + \sum_{i=1}^{N-1} \int_{\max(r_u^{-1}(t_i), r_{u+\delta h}^{-1}(t_i))}^{\min(r_u^{-1}(t_{i+1}), r_{u+\delta h}^{-1}(t_{i+1}))} \Delta(t, \delta) dt \\ & + \int_{\max(r_u^{-1}(t_N), r_{u+\delta h}^{-1}(\min(t_N, r_{u+\delta h}(T)))}^T \Delta(t, \delta) dt + o(1) \end{aligned} \tag{4.16}$$

with

$$\begin{aligned} \Delta(t, \delta) = & \lambda^T(t) \cdot \left( \frac{\partial f}{\partial x_r}([t, x, u]_u) \dot{x}(r_u(t)) \cdot \frac{r_{u+\delta h}(t) - r_u(t)}{\delta} \right. \\ & + \frac{\partial f}{\partial u_r}([t, x, u]_u) \dot{u}(r_u(t)) \cdot \frac{r_{u+\delta h}(t) - r_u(t)}{\delta} \\ & \left. + \frac{\partial f}{\partial u_r}([t, x, u]_u) \cdot h(r_{u+\delta h}(t)) \right) \end{aligned}$$

where  $\frac{\partial f}{\partial x_r}$ ,  $\frac{\partial f}{\partial u_r}$  designate the partial derivatives of  $f$  w.r.t. its 3<sup>rd</sup> and 5<sup>th</sup> arguments respectively.

Using (4.10) from Proposition 4.1, we know that on a neighbourhood of  $\delta = 0$ , if the upper and lower Gâteaux derivative of  $r_u^{-1}(t_i)$  are non zero at  $u$ , we have

$$\epsilon \triangleq \text{sign} \left( r_{u+\delta h}^{-1}(t_i) - r_u^{-1}(t_i) \right) = \text{sign} \left( -\delta \int_{t_i}^{r_u^{-1}(t_i)} \frac{\partial \phi}{\partial u}(u(\tau)) h(\tau) d\tau \right)$$

The strict monotonicity of  $r_u$  and  $r_{u+\delta h}$  gives that

$$r_u^{-1}(t_i) \leq t \leq r_{u+\delta h}^{-1}(t_i) \implies r_{u+\delta h}(t) \leq t_i \leq r_u(t) \quad (4.17)$$

and

$$r_{u+\delta h}^{-1}(t_i) \leq t \leq r_u^{-1}(t_i) \implies r_{u+\delta h}(t) \geq t_i \geq r_u(t) \quad (4.18)$$

Both of these inequalities (4.17) and (4.18) are instrumental for the evaluation of the integrals  $\int_{\min(\cdot)}^{\max(\cdot)}(\cdot)$  in (4.16), by determining the arguments of  $f$  as  $\delta$  goes to zero. This gives

$$\begin{aligned} & \frac{1}{\delta} \int_{\min(r_u^{-1}(t_i), r_{u+\delta h}^{-1}(t_i))}^{\max(r_u^{-1}(t_i), r_{u+\delta h}^{-1}(t_i))} \lambda^T(t) \cdot \\ & \quad \left( f \left( t, x(t), x(r_{u+\delta h}(t)), u(t) + \delta h(t), u(r_{u+\delta h}(t)) + \delta h(r_{u+\delta h}(t))) \right) \right. \\ & \quad \left. - f \left( t, x(t), x(r_u(t)), u(t), u(r_u(t)) \right) \right) dt \\ &= \frac{1}{\delta} \int_{\min(r_u^{-1}(t_i), r_{u+\delta h}^{-1}(t_i))}^{\max(r_u^{-1}(t_i), r_{u+\delta h}^{-1}(t_i))} \lambda(t)^T \cdot \\ & \quad \left( f \left( t, x(t), x(r_u(t)), \lim_{\tau \rightarrow r_u^{-1}(t_i)} u(\tau), \lim_{\tau \rightarrow t_i} u(\tau) \right) \right. \\ & \quad \left. - f \left( t, x(t), x(r_u(t)), \lim_{\tau \rightarrow r_u^{-1}(t_i)} u(\tau), \lim_{\tau \rightarrow t_i} u(\tau) \right) \right) dt + o(1) \end{aligned} \quad (4.19)$$

Otherwise, if the Gâteaux derivative of  $r_u^{-1}(t_i)$  is equal to zero, we have

$$\begin{aligned} & \lim_{\delta \rightarrow 0} \frac{1}{\delta} \int_{\min(r_u^{-1}(t_i), r_{u+\delta h}^{-1}(t_i))}^{\max(r_u^{-1}(t_i), r_{u+\delta h}^{-1}(t_i))} \lambda^T(t) \cdot \\ & \quad \left( f \left( t, x(t), x(r_{u+\delta h}(t)), u(t) + \delta h(t), u(r_{u+\delta h}(t)) + \delta h(r_{u+\delta h}(t))) \right) \right. \\ & \quad \left. - f \left( t, x(t), x(r_u(t)), u(t), u(r_u(t)) \right) \right) dt = 0 \end{aligned}$$

Finally, for  $s \in \{-1; 1\}$ , gathering the smooth and jump parts of the calculus and using (4.8) along with (4.10), we have

$$\begin{aligned} \lim_{\delta \rightarrow 0} \frac{\bar{J}_0(u + \delta h) - \bar{J}_0(u)}{\delta} &= \int_0^T \frac{\partial L}{\partial u}(t, x(t), u(t)) h(t) + \lambda^T(t) \frac{\partial f}{\partial u}([t, x, u]_u) h(t) \\ &+ \lambda^T(t) \frac{\partial f}{\partial x_r}([t, x, u]_u) \cdot \frac{\dot{x}(r_u(t))}{\phi(u(r_u(t)))} \int_{r_u(t)}^t \frac{\partial \phi}{\partial u}(u(\tau)) h(\tau) d\tau \\ &+ \lambda^T(t) \frac{\partial f}{\partial u_r}([t, x, u]_u) \cdot \frac{\dot{u}(r_u(t))}{\phi(u(r_u(t)))} \int_{r_u(t)}^t \frac{\partial \phi}{\partial u}(u(\tau)) h(\tau) d\tau \end{aligned}$$

$$\begin{aligned}
& + \lambda^T(t) \frac{\partial f}{\partial u_r} ([t, x, u]_u) h(r_u(t)) dt \\
& + \sum_{i=1}^N \lambda(r_u^{-1}(t_i))^T \cdot \\
& \quad \left( f(r_u^{-1}(t_i), x(r_u^{-1}(t_i)), x(t_i), \lim_{\tau \xrightarrow{s'(t_i)} r_u^{-1}(t_i)} u(\tau), \lim_{\tau \xrightarrow{-s'(t_i)} t_i} u(\tau)) \right. \\
& \quad \left. - f(r_u^{-1}(t_i), x(r_u^{-1}(t_i)), x(t_i), \lim_{\tau \xrightarrow{s'(t_i)} r_u^{-1}(t_i)} u(\tau), \lim_{\tau \xrightarrow{-s'(t_i)} t_i} u(\tau)) \right) \\
& \quad \cdot \frac{s'(t_i)}{\lim_{\tau \xrightarrow{s'(t_i)} r_u^{-1}(t_i)} \phi(u(\tau))} \int_{t_i}^{r_u^{-1}(t_i)} \frac{\partial \phi}{\partial u}(u(\tau)) h(\tau) d\tau \quad (4.20)
\end{aligned}$$

where

$$s'(t) = \text{sign} \left( -s \cdot \int_t^{r_u^{-1}(t)} \frac{\partial \phi}{\partial u}(u(\tau)) h(\tau) d\tau \right)$$

Using (4.20), we can formulate the following result

#### Theorem 4.2:

$\bar{J}_0$  is Gâteaux differentiable w.r.t. its second argument at point  $(x, u, \lambda)$  in direction  $h$  if and only if

$$\begin{aligned}
& \sum_{i=1}^N \lambda(r_u^{-1}(t_i))^T \cdot \\
& \quad \left( f(r_u^{-1}(t_i), x(r_u^{-1}(t_i)), x(t_i), \lim_{\tau \xrightarrow{s_1(t_i)} r_u^{-1}(t_i)} u(\tau), \lim_{\tau \xrightarrow{-s_1(t_i)} t_i} u(\tau)) \right. \\
& \quad \left. - f(r_u^{-1}(t_i), x(r_u^{-1}(t_i)), x(t_i), \lim_{\tau \xrightarrow{s_1(t_i)} r_u^{-1}(t_i)} u(\tau), \lim_{\tau \xrightarrow{-s_1(t_i)} t_i} u(\tau)) \right) \cdot \\
& \quad \frac{s_1(t_i)}{\lim_{\tau \xrightarrow{s_1(t_i)} r_u^{-1}(t_i)} \phi(u(\tau))} \int_{t_i}^{r_u^{-1}(t_i)} \frac{\partial \phi}{\partial u}(u(\tau)) h(\tau) d\tau \\
& = \sum_{i=1}^N \lambda(r_u^{-1}(t_i))^T \cdot \\
& \quad \left( f(r_u^{-1}(t_i), x(r_u^{-1}(t_i)), x(t_i), \lim_{\tau \xrightarrow{-s_1(t_i)} r_u^{-1}(t_i)} u(\tau), \lim_{\tau \xrightarrow{s_1(t_i)} t_i} u(\tau)) \right. \\
& \quad \left. - f(r_u^{-1}(t_i), x(r_u^{-1}(t_i)), x(t_i), \lim_{\tau \xrightarrow{-s_1(t_i)} r_u^{-1}(t_i)} u(\tau), \lim_{\tau \xrightarrow{s_1(t_i)} t_i} u(\tau)) \right) \cdot \\
& \quad \frac{-s_1(t_i)}{\lim_{\tau \xrightarrow{-s_1(t_i)} r_u^{-1}(t_i)} \phi(u(\tau))} \int_{t_i}^{r_u^{-1}(t_i)} \frac{\partial \phi}{\partial u}(u(\tau)) h(\tau) d\tau \quad (4.21)
\end{aligned}$$

where

$$s_1(t) = \text{sign} \left( - \int_t^{r_u^{-1}(t)} \frac{\partial \phi}{\partial u}(u(\tau)) h(\tau) d\tau \right)$$

**Remark 4.1.** Note that (4.21) does not trivially hold. This fact means that when  $f$  is explicitly depending upon its delayed input, the augmented cost associated cannot be guaranteed to be differentiable with respect to the input at any given point if the function  $u$  is not continuous for  $t > 0$  (interestingly, however, discontinuities in the control history do not raise issues) and counter examples are straightforward to build (see Remark 4.2).

**Remark 4.2.** Consider for instance  $(u, h)$  such that

$$u(t) = \begin{cases} 1 & \text{if } t \in [-1; 0] \\ 2 & \text{if } t \in ]0; 0.5] \\ 3 & \text{if } t \in ]0.5; 1] \end{cases}$$

and

$$\forall t \in [0; 1], h(t) = 1$$

along with the following functional

$$J_0(u) = \int_0^1 u(r_u(t)) dt$$

where  $\phi$  is the identity,  $\phi(u) = u$

$$\int_{r_u(t)}^t u(\tau) d\tau = 1$$

Then, we have

$$J_0(u) = \int_0^{r_u^{-1}(0)} 1 dt + \int_{r_u^{-1}(0)}^{r_u^{-1}(0.5)} 2 dt + \int_{r_u^{-1}(0.5)}^1 3 dt = \frac{5}{3}$$

where

$$r_u^{-1}(0) = 0.5, r_u^{-1}(0.5) = \frac{5}{6}$$

If  $\delta < 0$ , then  $r_{u+\delta h}^{-1}(t) > r_u^{-1}(t)$  and

$$\begin{aligned} \int_0^1 u(r_{u+\delta h}(t)) dt &= \int_0^{r_u^{-1}(0)} 1 dt + \int_{r_u^{-1}(0)}^{r_{u+\delta h}^{-1}(0)} 1 dt + \int_{r_{u+\delta h}^{-1}(0)}^{r_u^{-1}(0.5)} 2 dt \\ &\quad + \int_{r_u^{-1}(0.5)}^{r_{u+\delta h}^{-1}(0.5)} 2 dt + \int_{r_{u+\delta h}^{-1}(0.5)}^1 3 dt \end{aligned}$$

and

$$\begin{aligned} J_0(u + \delta h) - J_0(u) &= \int_{r_u^{-1}(0)}^{r_{u+\delta h}^{-1}(0)} (1 - 2) dt + \int_{r_u^{-1}(0.5)}^{r_{u+\delta h}^{-1}(0.5)} (2 - 3) dt \\ &\quad + \delta \int_0^1 h(r_u(t)) dt + o(\delta) \end{aligned}$$

Taking  $s = -1$  in (4.10)

$$\lim_{\delta \rightarrow 0^-} \frac{r_{u+\delta h}^{-1}(t) - r_u^{-1}(t)}{\delta} = - \frac{1}{\lim_{s' \rightarrow r_u^{-1}(t)} u(\tau)} \int_t^{r_u^{-1}(t)} 1 \, d\tau$$

with

$$s' = \text{sign} \left( -s \int_t^{r_u^{-1}(t)} 1 \, d\tau \right) = 1$$

Finally

$$\lim_{\delta \rightarrow 0^-} \frac{J_0(u + \delta h) - J_0(u)}{\delta} = \frac{r_u^{-1}(0) - 0}{2} + \frac{r_u^{-1}(0.5) - 0.5}{3} + \frac{1}{2} = \frac{1}{4} + \frac{1}{9} + \frac{1}{2} = \frac{31}{36} \quad (4.22)$$

Conversely, if  $\delta > 0$ , then  $r_{u+\delta h}^{-1}(t) < r_u^{-1}(t)$  and

$$J_0(u + \delta h) - J_0(u) = \int_{r_{u+\delta h}^{-1}(0)}^{r_u^{-1}(0)} (2 - 1) \, dt + \int_{r_{u+\delta h}^{-1}(0.5)}^{r_u^{-1}(0.5)} (3 - 2) \, dt + \frac{\delta}{2} + o(\delta)$$

and

$$\lim_{\delta \rightarrow 0^+} \frac{J_0(u + \delta h) - J_0(u)}{\delta} = \frac{r_u^{-1}(0) - 0}{3} + \frac{r_u^{-1}(0.5) - 0.5}{3} + \frac{1}{2} = \frac{1}{6} + \frac{1}{9} + \frac{1}{2} = \frac{7}{9} \quad (4.23)$$

There is indeed a mismatch between the left and the right limits (4.22) and (4.23).

As a consequence,  $\mathcal{P}_0$  is actually a non-smooth optimization problem and its optimal solutions cannot be characterized using the standard technique of imposing that all the variations of the augmented cost be equal to zero.

This result also has important practical consequences. Indeed, any standard optimization technique requiring first (or second) order regularity properties is expected to fail to properly solve  $\mathcal{P}_0$ .

#### 4.4.2 Stationarity conditions of a regularization of the problem

To overcome the mathematical difficulty stressed by Theorem 4.2, we consider a regularized version of  $\mathcal{P}_0$  where the input  $u$  of the system having  $x$  as state is itself made to be the state of a pure integrator of an underlying input  $v$ .

Take  $(v_0, u_0) \in L^2([r_0; 0], \mathbb{R}^p) \times D^1([r_0; 0], \mathbb{R}^p)$ ,  $r_0 < 0$  with

$$\int_{r_0}^0 \phi(u_0(\tau)) \, d\tau = 1$$

and

$$\forall t \in [r_0; 0], \quad u_0(t) = u_0(0) + \int_0^t v_0(\tau) \, d\tau$$

Let  $P \in \mathcal{M}_p(\mathbb{R})$  be symmetric definite positive. The regularized optimal control problem is

$$\begin{aligned} \mathcal{P} : \min_v \int_0^T L(t, x(t), u(t)) + \frac{1}{2} v(t)^T P v(t) \, dt &\triangleq J(v) \\ \text{s.t. } \forall t \in [0; T], \quad \dot{x}(t) &= f(t, x(t), x(r_u(t)), u(t), u(r_u(t))) \\ \forall t \in [0; T], \quad \dot{u}(t) &= v(t) \\ x_{[r_0; 0]} &= x_0, \quad u_{[r_0; 0]} = u_0, \quad v_{[r_0; 0]} = v_0 \end{aligned}$$

The stationarity conditions of  $\mathcal{P}$  are the same as those of the free functional where the constraints have been adjoined

$$\begin{aligned}\bar{J}(x, u, \lambda) = & \int_0^T L(t, x(t), u(t)) - \lambda(t)^T \dot{x}(t) - \nu(t)^T \dot{u}(t) + \nu(t)^T v(t) \\ & + \lambda(t)^T f(t, x(t), x(r_u(t)), u(t), u(r_u(t))) dt + \psi(x(T))\end{aligned}$$

Using two integrations by parts, one for  $x$  and one for  $u$ , we classically deduce

$$\begin{aligned}\bar{J}(x, u, \lambda) = & \int_0^T L(t, x(t), u(t)) + \dot{\lambda}(t)^T x(t) + \dot{\nu}(t)^T u(t) + \nu(t)^T v(t) \\ & + \lambda(t)^T f(t, x(t), x(r_u(t)), u(t), u(r_u(t))) dt \\ & - \nu(T)^T u(T) + \nu(0)^T u(0) + \psi(x(T))\end{aligned}$$

Consider the variation of  $\bar{J}$  w.r.t. its second argument,  $u$ , which one state variable

$$\begin{aligned}D_h \bar{J}(u) = & \int_0^T \frac{\partial L}{\partial u}(t, x(t), u(t)) h(t) + \dot{\nu}(t)^T h(t) dt - \nu(T)^T h(T) \\ & + \int_0^T \lambda(t)^T \frac{\partial f}{\partial x_r}(t, x(t), x(r_u(t)), u(t), u(r_u(t))) \cdot \\ & \quad \frac{f(t, x(t), x(r_u(t)), u(t), u(r_u(t)))}{\phi(u(r_u(t)))} \int_{r_u(t)}^t \frac{\partial \phi}{\partial u}(u(\tau)) h(\tau) d\tau dt \\ & + \int_0^T \lambda(t)^T \frac{\partial f}{\partial u}(t, x(t), x(r_u(t)), u(t), u(r_u(t))) h(t) dt \\ & + \int_0^T \lambda(t)^T \frac{\partial f}{\partial u_r}(t, x(t), x(r_u(t)), u(t), u(r_u(t))) h(r_u(t)) dt \\ & + \int_0^T \lambda(t)^T \frac{\partial f}{\partial u_r}(t, x(t), x(r_u(t)), u(t), u(r_u(t))) \cdot \\ & \quad \frac{v(r_u(t))}{\phi(u(r_u(t)))} \int_{r_u(t)}^t \frac{\partial \phi}{\partial u}(u(\tau)) h(\tau) d\tau dt\end{aligned}$$

Using a change of variable in the third integral and Fubini's theorem (see [DiB02]) in the fourth and the fifth ones, we find that

$$\begin{aligned}D_h \bar{J}(u) = & \int_0^T \frac{\partial L}{\partial u}(t, x(t), u(t)) h(t) + \dot{\nu}(t)^T h(t) dt - \nu(T)^T h(T) \\ & + \int_0^T \lambda(t)^T \frac{\partial f}{\partial u}(t, x(t), x(r_u(t)), u(t), u(r_u(t))) h(t) dt \\ & + \int_0^{r_u(T)} \lambda(r_u^{-1}(t))^T \cdot \\ & \quad \frac{\partial f}{\partial u_r}(r_u^{-1}(t), x(r_u^{-1}(t)), x(t), u(r_u^{-1}(t)), u(t)) (r_u^{-1})'(t) h(t) dt \\ & + \int_0^T \int_{\tau}^{r_u^{-1}(\min(\tau, r_u(T)))} \lambda(t)^T \frac{\partial f}{\partial x_r}(t, x(t), x(r_u(t)), u(t), u(r_u(t))) \cdot \\ & \quad \frac{f(t, x(t), x(r_u(t)), u(t), u(r_u(t)))}{\phi(u(r_u(t)))} dt \frac{\partial \phi}{\partial u}(u(\tau)) h(\tau) d\tau \\ & + \int_0^T \int_{\tau}^{r_u^{-1}(\min(\tau, r_u(T)))} \lambda(t)^T \frac{\partial f}{\partial u_r}(t, x(t), x(r_u(t)), u(t), u(r_u(t))) \cdot \\ & \quad \frac{v(r_u(t))}{\phi(u(r_u(t)))} dt \frac{\partial \phi}{\partial u}(u(\tau)) h(\tau) d\tau\end{aligned}$$

Finally, Dubois-Reymond lemma gives the following necessary conditions <sup>2</sup>, where two particular terms of interest, discussed later on, are highlighted in red

$$\begin{aligned}
\dot{\nu}(t) = & -\frac{\partial L}{\partial u}(t, x(t), u(t))^T - \frac{\partial f}{\partial u}(t, x(t), x(r_u(t)), u(t), u(r_u(t)))^T \lambda(t) \\
& - \mathbb{1}_{[t_0; r(t_0+T)]}(t) (r_u^{-1})'(t) \cdot \\
& \quad \frac{\partial f}{\partial u_r}(r_u^{-1}(t), x(r_u^{-1}(t)), x(t), u(r_u^{-1}(t)), u(t))^T \cdot \lambda(r^{-1}(t)) \\
& - \int_t^{r_u^{-1}(\min(t, r_u(T)))} \lambda(\tau)^T \frac{\partial f}{\partial x_r}(\tau, x(\tau), x(r_u(\tau)), u(\tau), u(r_u(\tau))) \cdot \\
& \quad \frac{f(\tau, x(\tau), x(r_u(\tau)), u(\tau), u(r_u(\tau)))}{\phi(u(r_u(\tau)))} d\tau \frac{\partial \phi}{\partial u}(u(t))^T \\
& - \int_t^{r_u^{-1}(\min(t, r_u(T)))} \lambda(\tau)^T \frac{\partial f}{\partial u_r}(\tau, x(\tau), x(r_u(\tau)), u(\tau), u(r_u(\tau))) \cdot \\
& \quad \frac{v(r_u(\tau))}{\phi(u(r_u(\tau)))} d\tau \frac{\partial \phi}{\partial u}(u(t))^T \tag{4.24}
\end{aligned}$$

$$\nu(T) = 0$$

Similarly calculating the Gâteaux derivatives with respect to  $x$ ,  $\lambda$  and  $\nu$ , we establish the following result

#### Theorem 4.3:

The stationarity conditions of  $\mathcal{P}$  are given by the following TPBVP

$$\dot{x}(t) = f(t, x(t), x(r_u(t)), u(t), u(r_u(t))) \tag{4.25}$$

$$x(0) = x_0$$

$$\dot{u}(t) = v(t) \tag{4.26}$$

$$u_{[r_0; 0]} = u_0$$

$$\begin{aligned}
\dot{\lambda}(t) = & -\frac{\partial L}{\partial x}(t, x(t), u(t))^T - \frac{\partial f}{\partial x}(t, x(t), x(r_u(t)), u(t), u(r_u(t)))^T \lambda(t) \\
& - \mathbb{1}_{[t_0; r_u(t_0+T)]}(t) (r_u^{-1})'(t) \cdot \\
& \quad \frac{\partial f}{\partial x_r}(r_u^{-1}(t), x(r_u^{-1}(t)), x(t), u(r_u^{-1}(t)), u(t))^T \cdot \lambda(r^{-1}(t)) \tag{4.27}
\end{aligned}$$

$$\lambda(T) = \frac{\partial \psi}{\partial x}(x(T))^T$$

$$\begin{aligned}
\dot{\nu}(t) = & -\frac{\partial L}{\partial u}(t, x(t), u(t))^T - \frac{\partial f}{\partial u}(t, x(t), x(r_u(t)), u(t), u(r_u(t)))^T \lambda(t) \\
& - \mathbb{1}_{[t_0; r(t_0+T)]}(t) (r_u^{-1})'(t) \cdot \\
& \quad \frac{\partial f}{\partial u_r}(r_u^{-1}(t), x(r_u^{-1}(t)), x(t), u(r_u^{-1}(t)), u(t))^T \cdot \lambda(r^{-1}(t)) \\
& - \int_t^{r_u^{-1}(\min(t, r_u(T)))} \lambda(\tau)^T \frac{\partial f}{\partial x_r}(\tau, x(\tau), x(r_u(\tau)), u(\tau), u(r_u(\tau))) \cdot
\end{aligned}$$

<sup>2</sup>On the interval  $[0; r_u(T)]$  covered by the indicator function, the function  $r_u^{-1}$  employed in (4.24) is well defined.

$$\begin{aligned}
& \frac{f(\tau, x(\tau), x(r_u(\tau)), u(\tau), u(r_u(\tau)))}{\phi(u(r_u(\tau)))} d\tau \frac{\partial \phi}{\partial u}(u(t))^T \\
& - \int_t^{r_u^{-1}(\min(t, r_u(T)))} \lambda(\tau)^T \frac{\partial f}{\partial u_r}(\tau, x(\tau), x(r_u(\tau)), u(\tau), u(r_u(\tau))) \cdot \\
& \frac{v(r_u(\tau))}{\phi(u(r_u(\tau)))} d\tau \frac{\partial \phi}{\partial u}(u(t))^T \tag{4.28}
\end{aligned}$$

$$\begin{aligned}
\nu(T) &= 0 \\
0 &= Pv(t) + \nu(t) \tag{4.29}
\end{aligned}$$

## 4.5 Conclusions

In this chapter, we have derived the stationarity conditions of an optimal control problem subject to a fixed time-varying delay. The Gâteaux differentiability of the optimal control problem subject to an input-dependant hydraulic delay was investigated. We concluded that if the delayed input appears in the dynamics, the considered optimal control problem is not Gâteaux differentiable. We proposed a regularized version of this problem where the physical input is considered to be a state resulting from the pure integration of a new control input. The stationarity conditions of this problem were derived. Interestingly, these conditions only differ from the case of a fixed time delay case by the introduction of two distributed terms (emphasized in equation (4.24)) stemming from the sensitivity of the objective w.r.t. a change of delay law produced by the variation of the input.

# Chapter 5

## Iterative resolution algorithm for the regularization of an input-dependant hydraulic input delay

---

*Résolution itérative du contrôle optimal régularisé de systèmes à retards hydrauliques dépendant de la commande.* Dans ce chapitre, nous proposons un algorithme itératif permettant d'approcher la solution du problème de commande optimale de systèmes soumis à un retard hydraulique en résolvant une série de problèmes de commande optimal soumis avec des retards variables mais indépendants de la commande. Une preuve de convergence de cet algorithme est établie et une application numérique est présentée.

---

### 5.1 Introduction

In this chapter we build an iterative algorithm to solve the problem of optimal control with hydraulic input-dependant input delays. Following the result of Chapter 4 showing that this problem is not Gâteaux differentiable, we consider its regularization where the input is transformed into a state resulting from the integration of a new underlying auxiliary control. In Section 5.3, we use the stationarity conditions derived in Chapter 4 to propose an iterative algorithm solving, instead of the original problem, a sequence of simpler modified problems with fixed time-varying delays. A detailed convergence analysis is carried out, showing that in a limit case, this algorithm behaves like a gradient descent. Practically, this approach is attractive as it allows to use straightforwardly the classic tools of direct simultaneous optimization to solve the intermediate problems. This is explained in Section 5.3. In Section 5.4, a numerical example is treated to illustrate the interest of this method.

### 5.2 Notations

We use the notations of Chapter 4. In addition, given  $T > 0$ ,  $n \in \mathbb{N}^*$  and  $\ell \in L^2([0; T], \mathbb{R}^n)$ , we denote  $\|\ell\|_1$  and  $\|\ell\|_2$  the norm 1 and 2 of the function  $\ell$ . For convenience, we recall

that, using Cauchy-Schwarz inequality,

$$\|\ell\|_1 \leq \sqrt{nT} \|\ell\|_2$$

Let  $g \in L^2(\mathbb{R}, \mathbb{R}^n)$  and  $\mathcal{I}$  be an interval of  $\mathbb{R}$ . We denote  $g_{\mathcal{I}}$  the restriction of  $g$  to  $\mathcal{I}$ .

Let us denote  $u \in \mathbb{R}^p$  the control and  $x \in \mathbb{R}^m$  the state of the system.

### 5.3 Optimization algorithm

Let  $T > 0$ ,  $x_0 \in \mathbb{R}^m$  and  $P \in \mathcal{M}_p(\mathbb{R})$  be symmetric definite positive. Let  $\phi : \mathbb{R}^p \rightarrow \mathbb{R}_+^*$ ,  $L : [0; T] \times \mathbb{R}^m \times \mathbb{R}^p \rightarrow \mathbb{R}$  and  $f : [0; T] \times \mathbb{R}^m \times \mathbb{R}^p \times \mathbb{R}^p \rightarrow \mathbb{R}^m$  be smooth functions. Take  $(v_0, u_0) \in L^2([r_0; 0], \mathbb{R}^p) \times D^1([r_0; 0], \mathbb{R}^p)$ ,  $r_0 < 0$  with

$$\int_{r_0}^0 \phi(u_0(\tau)) \, d\tau = 1$$

and

$$\forall t \in [r_0; 0], \quad u_0(t) = u_0(0) + \int_0^t v_0(\tau) \, d\tau \quad (5.1)$$

Consider the following optimization problem, defined as a simplified case of the general problem covered in Theorem 4.3 (no terminal cost, no dependency on the past values of the state), without loss of generality

$$\begin{aligned} \mathcal{P} : \min_v \int_0^T L(t, x(t), u(t)) + \frac{1}{2} v(t)^T P v(t) \, dt &\triangleq J(v) \\ \text{s.t.} \quad \forall t \in [0; T], \quad \dot{x}(t) &= f(t, x(t), u(t), u(r_u(t))) \\ \forall t \in [0; T], \quad \dot{u} &= v \\ x(0) &= x_0, \quad u_{[r_0; 0]} = u_0, \quad v_{[r_0; 0]} = v_0 \end{aligned}$$

where  $r_u$  is implicitly defined by the relation

$$\int_{r_u(t)}^t \phi(u(\tau)) \, d\tau = 1 \quad (5.2)$$

and in particular

$$r_0 = r_u(0)$$

Let us consider the operator  $\mathfrak{P} : L^2([0; T], \mathbb{R}^p) \rightarrow D^1([0; T], \mathbb{R}^p) \times D^1([0; T], \mathbb{R}^m)^3$  such that  $\mathfrak{P}(v) = (u, x, \lambda, \nu)$  is defined, according to Theorem 4.3, by

$$\dot{u}(t) = v(t), \quad u_{[r_0; 0]} = u_0 \quad (5.3)$$

$$\dot{x}(t) = f(t, x(t), u(t), u(r_u(t))), \quad x(0) = x_0 \quad (5.4)$$

$$\dot{\lambda}(t) = -\frac{\partial L}{\partial x}(t, x(t), u(t))^T - \frac{\partial f}{\partial x}(t, x(t), u(t), u(r_u(t)))^T \lambda(t) \quad (5.5)$$

$$\lambda(T) = 0$$

$$\dot{\nu}(t) = -\frac{\partial L}{\partial u}(t, x(t), u(t))^T - \frac{\partial f}{\partial u}(t, x(t), u(t), u(r_u(t)))^T \cdot \lambda(t)$$

$$- \mathbf{1}_{[0; r_u(T)]}(t) (r_u^{-1})'(t) \cdot$$

$$\frac{\partial f}{\partial u_r}(r_u^{-1}(t), x(r_u^{-1}(t)), u(r_u^{-1}(t)), u(t))^T \cdot \lambda(r_u^{-1}(t))$$

$$\begin{aligned}
& - \int_t^{r_u^{-1}(\min(t, r_u(T)))} \lambda(\tau)^T \cdot \frac{\partial f}{\partial u}(\tau, x(\tau), u(\tau), u(r_u(\tau))) \\
& \qquad \qquad \qquad \frac{v(r_u(\tau))}{\phi(u(r_u(\tau)))} d\tau \frac{\partial \phi}{\partial u}(u(t)) \quad (5.6)
\end{aligned}$$

$$\nu(T) = 0$$

Using these notations, the stationarity conditions of  $\mathcal{P}$  are given by

$$\begin{aligned}
(u, x, \lambda, \nu) &= \mathfrak{P}(v) \\
Pv + \nu &= 0 \quad (5.7)
\end{aligned}$$

Solving  $\mathcal{P}$  directly is difficult. Instead, we would rather solve a sequence of simpler auxiliary problems ( $\mathcal{P}_n$ ), such that for all  $n \geq 1$

$$\begin{aligned}
\mathcal{P}_{n+1} : \min_{v_{n+1}} & \int_0^T L(t, X_{n+1}(t), u_{n+1}(t)) + \frac{1}{2} v_{n+1}(t)^T P v_{n+1}(t) \\
& + \mathcal{S}_n(t)(u_{n+1}(t) - u_n(t)) + \frac{\alpha}{2} \|v_{n+1}(t) - v_n(t)\|_2^2 dt \\
s.t. \quad \forall t \in [0; T], & \quad \dot{X}_{n+1} = f(t, X_{n+1}(t), u_{n+1}(t), u_{n+1}(r_{u_n}(t))) \\
\forall t \in [0; T], & \quad \dot{u}_{n+1} = v_{n+1} \\
X_{n+1}(0) &= x_0, \quad u_{n+1}[r_0; 0] = u_0, \quad v_{n+1}[r_u(0); 0] = v_0
\end{aligned}$$

where

$$\begin{aligned}
\mathcal{S}_n(t) &= \int_t^{r_{u_n}^{-1}(\min(t, r_{u_n}(T)))} \lambda_n(\tau)^T \cdot \frac{\partial f}{\partial u}(\tau, x_n(\tau), u_n(\tau), u_n(r_{u_n}(\tau))) \\
& \qquad \qquad \qquad \frac{v_n(r_{u_n}(\tau))}{\phi(u_n(r_{u_n}(\tau)))} d\tau \frac{\partial \phi}{\partial u}(u_n(t))
\end{aligned}$$

is one of the two extra terms highlighted in Section 4.4.2 and is the sensitivity of the objective with respect to the change of the delay law caused by a change of the control input as derived from the calculus of variations. In the definition of  $\mathcal{S}_n$  and the general statement of  $\mathcal{P}_n$ ,  $(u_n, x_n, \lambda_n, \nu_n)$  are defined as

$$v_n \mapsto (u_n, x_n, \lambda_n, \nu_n) \triangleq \mathfrak{P}(v_n)$$

Throughout the rest of the discussion, the following assumptions are considered

*Assumption 3.*  $L$  is twice continuously differentiable while  $f, \phi$  are continuously differentiable, and there exists  $K \geq 0$  such that

$$\forall (t, x, u) \in [0; T] \times \mathbb{R}^m \times \mathbb{R}^p, \quad \|\nabla^2 L(t, x, u)\|_1 \leq K$$

and

$$\forall (t, x, u, u_r) \in [0; T] \times \mathbb{R}^m \times \mathbb{R}^p \times \mathbb{R}^p, \quad \|\nabla f(t, x, u, u_r)\|_1 \leq K$$

and

$$\forall u \in \mathbb{R}^p, \quad \|\nabla \phi(u)\|_1 \leq K$$

and,  $\nabla^2 L, \nabla f, \nabla \phi$  are  $K$ -Lipschitz continuous.

*Assumption 4.* There exists  $J^* \in \mathbb{R}$  such that

$$\forall v \in L^2([0; T]), \quad J^* \leq J(v)$$

*Assumption 5.* There exists  $\phi_{\min} > 0$  such that

$$\forall u \in \mathbb{R}, \phi_{\min} \leq \phi(u)$$

*Remark 1.* Assumptions 3-4 are classically considered in the optimization literature. Assumption 5 is usually considered for systems with input varying delays of hydraulic type [DBP] so that  $r'_u$  be bounded away from zero and the input keep on reaching the plant.

**Definition 5.1.** Given  $\alpha \geq 0$ , a sequence  $(v_n)_{n \in \mathbb{N}^*}$  is called  $\alpha$ -admissible if for all  $n \geq 2$ ,  $v_n$  is a solution (possibly local) of  $\mathcal{P}_n$ .

Let us define

$$\mathcal{X} \triangleq \{v \in L^2([0; T]), \exists R_v \in \mathbb{R}_+, \forall w \in L^2([0; T]), J(w) \leq J(v) \implies \|w\|_2 \leq R_v\} \quad (5.8)$$

the set of  $L^2$  functions such that their  $J$ -level set is included in a ball of  $L^2$  and note

$$g_v \triangleq Pv + \nu \quad (5.9)$$

The main result concerning the sequence  $(\mathcal{P}_n)$  is as follows

### Theorem 5.1: Convergence properties of the sequence $(\mathcal{P}_n)$

Under Assumptions 3, 4 and 5, given any  $\alpha$ -admissible sequence  $(v_n)_{n \in \mathbb{N}^*}$  such that  $v_1 \in \mathcal{X}$ , if  $\alpha$  is large enough then  $(v_n)$  satisfies

$$\lim_{n \rightarrow \infty} \|g_{v_n}\|_2 = 0$$

and

$$\lim_{n \rightarrow \infty} \|v_{n+1} - v_n\|_2 = 0$$

*Proof.* Given  $n \in \mathbb{N}^*$ , let us assume that  $v_n \in \mathcal{X}$  (which is true for  $n = 1$  by assumption) and, by extension of (5.8), define

$$\mathcal{X}_n \triangleq \{v \in L^2([0; T]), J(v) \leq J(v_n)\} \subset \mathcal{X}$$

which is a bounded set in the sense of the  $L^2$  norm, *i.e.* there exists  $R_n > 0$  such that

$$\forall v \in \mathcal{X}_n, \|v\|_2 \leq R_n \quad (5.10)$$

Consider the operator  $\Omega : L^2([0; T], \mathbb{R}^p)^2 \rightarrow D^1([0; T], \mathbb{R}^p)^2 \times D^1([0; T], \mathbb{R}^m)^2$  with  $\Omega(v, w) = (u, q, x, \lambda)$  defined as

$$\dot{u}(t) = v(t), \quad u_{[r_0; 0]} = u_0 \quad (5.11)$$

$$\dot{q}(t) = w(t), \quad q_{[r_0; 0]} = u_0 \quad (5.12)$$

$$\dot{x}(t) = f(t, x(t), u(t), u(r_q(t))), \quad x(0) = x_0 \quad (5.13)$$

$$\begin{aligned} \dot{\lambda}(t) = & -\frac{\partial L}{\partial x}(t, x(t), u(t))^T \\ & -\frac{\partial f}{\partial x}(t, x(t), u(t), u(r_q(t)))^T \lambda(t) \end{aligned} \quad (5.14)$$

$$\lambda(T) = 0$$

Note the slight (but important) differences between  $\mathfrak{P}$  defined by (5.3)-(5.6) and  $\mathfrak{Q}$ . The second argument of  $\mathfrak{Q}$  is used to define the time-varying delay appearing in the right-hand side of equations (5.13)-(5.14). Based on Assumption 3 and Cauchy existence and uniqueness theorem,  $\mathfrak{Q}$  is clearly defined. Given the couples of arguments  $(v_1, w_1)$ ,  $(v_2, w_2)$  and  $(v, w)$ , we define

$$\begin{aligned} (u_1, q_1, x_1, \lambda_1) &= \mathfrak{Q}(v_1, w_1), \quad r_1 \triangleq r_{q_1} \\ (u_2, q_2, x_2, \lambda_2) &= \mathfrak{Q}(v_2, w_2), \quad r_2 \triangleq r_{q_2} \end{aligned}$$

and

$$(u, q, x, \lambda) = \mathfrak{Q}(v, w), \quad r \triangleq r_q$$

which are used to formulate the subsequent lemma

**Lemma 5.1** (Lipschitz continuity of  $\mathfrak{Q}$ ). *The two following inequalities hold*

$$\forall t \in [0; T], \quad \|u_2(t) - u_1(t)\|_1 \leq \sqrt{pt} \|v_2 - v_1\|_2 \quad (5.15)$$

$$\forall t \in [0; T], \quad \|u(t) - u_0\|_1 \leq \sqrt{pt} \|v\|_2 \quad (5.16)$$

There exists some positive parameters  $(k_1, k_2, k_3, k_4)$ ,  $(l_1, l_2, l_3, l_4)$  independent of  $\alpha$  such that

$$\begin{aligned} \forall t \in [0; T], \quad \|x_2(t) - x_1(t)\|_1 &\leq k_1 \|v_2 - v_1\|_2 + k_2 (1 + \|v_1\|_2) \cdot \\ &\quad (1 + \|w_1\|_2 + \|w_2\|_2) \|w_2 - w_1\|_2 \end{aligned} \quad (5.17)$$

$$\forall t \in [0; T], \quad \|x(t) - x_0\|_1 \leq k_3 + k_4 \|v\|_2 \quad (5.18)$$

$$\begin{aligned} \forall t \in [0; T], \quad \|\lambda_2(t) - \lambda_1(t)\|_1 &\leq l_1 (1 + \|v_1\|_2) \|v_2 - v_1\|_2 + l_2 \cdot \\ &\quad (1 + \|w_1\|_2 + \|w_2\|_2) (1 + \|v_1\|_2)^2 \|w_2 - w_1\|_2 \end{aligned} \quad (5.19)$$

$$\forall t \in [0; T], \quad \|\lambda(t)\|_1 \leq l_3 + l_4 \|v\|_2 \quad (5.20)$$

*Proof.* See Appendix B.1. □

The newly defined operator  $\mathfrak{Q}$  plays a key role with respect to the sequence  $(v_n)$ . Indeed, the stationarity conditions of  $\mathcal{P}_{n+1}$  are given by

$$\begin{aligned} (u_{n+1}, X_{n+1}, \Lambda_{n+1}) &= \mathfrak{Q}(v_{n+1}, v_n) \\ \dot{N}_{n+1}(t) &= -\frac{\partial L}{\partial u}(t, X_{n+1}(t), u_{n+1}(t))^T \\ &\quad - \frac{\partial f}{\partial u}(t, X_{n+1}(t), u_{n+1}(t), u_{n+1}(r_{u_n}(t)))^T \Lambda_{n+1}(t) \\ &\quad - \mathbf{1}_{[0; r_{u_n}(T)]}(t) (r_{u_n}^{-1})'(t) \cdot \\ &\quad \frac{\partial f}{\partial u_r}(r_{u_n}^{-1}(t), X_{n+1}(r_{u_n}^{-1}(t)), u_{n+1}(r_{u_n}^{-1}(t)), u_{n+1}(t))^T \cdot \\ &\quad \Lambda_{n+1}(r_{u_n}^{-1}(t)) - \mathcal{S}_n(t)^T \end{aligned} \quad (5.21)$$

$$0 = Pv_{n+1} + N_{n+1} + \alpha(v_{n+1} - v_n)$$

$$N_{n+1}(T) = 0$$

From this, we directly deduce that the solutions of  $\mathcal{P}_n$  and  $\mathcal{P}_{n+1}$  are related by

$$v_{n+1} = v_n - \frac{1}{\alpha} g_{v_n} + \frac{1}{\alpha} \epsilon_{n+1} \quad (5.22)$$

with

$$\epsilon_{n+1} = -P(v_{n+1} - v_n) - (N_{n+1} - \nu_n)$$

In turn, the cost variation between  $v_n$  and  $v_{n+1}$  is given by

$$J(v_{n+1}) - J(v_n) = \int_0^1 G'(s) ds$$

where

$$G(s) = J(v_n + (v_{n+1} - v_n)s)$$

Using the adjoint state method (*e.g.* [Str07]), one computes, after a few lines of calculus,

$$J(v_{n+1}) - J(v_n) = \int_0^1 \int_0^T g_{v_n+(v_{n+1}-v_n)s}(t)^T (v_{n+1}(t) - v_n(t)) dt ds$$

which gives

$$\begin{aligned} J(v_{n+1}) - J(v_n) &= -\frac{1}{\alpha} \|g_{v_n}\|_2^2 + \frac{1}{\alpha} \langle g_{v_n}, \epsilon_{n+1} \rangle \\ &\quad + \int_0^1 \langle g_{v_n+(v_{n+1}-v_n)s} - g_{v_n}, v_{n+1} - v_n \rangle ds \end{aligned}$$

Finally

$$\begin{aligned} J(v_{n+1}) - J(v_n) &\leq -\frac{1}{\alpha} \|g_{v_n}\|_2^2 + \frac{1}{\alpha} \|g_{v_n}\|_2 \|\epsilon_{n+1}\|_2 + \\ &\quad \int_0^1 \|g_{v_n+(v_{n+1}-v_n)s} - g_{v_n}\|_2 \|v_{n+1} - v_n\|_2 ds \end{aligned} \quad (5.23)$$

In order to go further into the convergence analysis, we need to establish a bound for  $\|\epsilon_{n+1}\|_2$ . This is given in the following proposition

### Proposition 5.1:

There exists some positive parameters  $(\kappa_1, \kappa_2, \kappa_3, \kappa_4)$  independent of  $\alpha$  such that such that

$$\forall t \in [0; T], \|N_{n+1}(t) - \nu_n(t)\|_1 \leq (\kappa_1 + \kappa_2 \|v_n\|_2) \|v_{n+1} - v_n\|_2 \quad (5.24)$$

and

$$\forall t \in [0; T], \|\nu_n(t)\|_1 \leq \kappa_3 + \kappa_4 \|v_n\|_2 \quad (5.25)$$

*Proof.* See Appendix B.2. □

Recalling (5.22), we have

$$\|v_{n+1} - v_n\|_2 \leq \frac{1}{\alpha} (\|g_{v_n}\|_2 + \|P\|_2 \|v_{n+1} - v_n\|_2 + \|N_{n+1} - \nu_n\|_2)$$

Then, using (5.24)

$$\|v_{n+1} - v_n\|_2 \leq \frac{1}{\alpha} \|g_{v_n}\|_2 + \frac{1}{\alpha} (\|P\|_2 + \kappa_1 + \kappa_2 \|v_n\|_2) \|v_{n+1} - v_n\|_2$$

As a consequence, if

$$\|P\|_2 + \kappa_1 + \kappa_2 R_n < \alpha \quad (5.26)$$

(which is always possible for  $\alpha$  large enough as the left-hand side of (5.26) is independent of  $\alpha$ ). We find that

$$\|v_{n+1} - v_n\|_2 \leq \frac{1}{\alpha - \|P\|_2 - \kappa_1 - \kappa_2 R_n} \|g_{v_n}\|_2 \quad (5.27)$$

In particular, we deduce an *a priori* bound on the norm of  $v_{n+1}$ , using (5.25)

$$\|v_{n+1}\|_2 \leq R_n + \frac{\|P\|_2 R_n + \kappa_3 + \kappa_4 R_n}{\alpha - \|P\|_2 - \kappa_1 - \kappa_2 R_n}$$

Incidentally, this also leads to

$$\|\epsilon_{n+1}\|_2 \leq \frac{\|P\|_2 + \kappa_1 + \kappa_2 R_n}{\alpha - \|P\|_2 - \kappa_1 - \kappa_2 R_n} \|g_{v_n}\|_2 \quad (5.28)$$

To go further into the analysis of (5.23), we now have to prove the Lipschitz continuity of  $g_v = Pv + \nu$  with respect to  $v$ . In order to do this, consider  $(v_1, \nu_1)$  and the associated functions  $(u_1, x_1, \lambda_1, \nu_1)$  and  $(u_2, x_2, \lambda_2, \nu_2)$  such that

$$(u_1, x_1, \lambda_1, \nu_1) \triangleq \mathfrak{P}(v_1)$$

and

$$(u_2, x_2, \lambda_2, \nu_2) \triangleq \mathfrak{P}(v_2)$$

### Proposition 5.2:

There exists a continuous function  $\mathcal{K} : \mathbb{R}_+^3 \rightarrow \mathbb{R}_+$  increasing with each of its arguments and independent of  $\alpha$  such that

$$\forall t \in [0; T], \|\nu_2(t) - \nu_1(t)\|_1 \leq \mathcal{K}(\|v_0\|_2, \|v_1\|_2, \|v_2\|_2) \|v_2 - v_1\|_2 \quad (5.29)$$

*Proof.* See Appendix B.3 □

One can then investigate further the decrease of cost formulated in (5.23). Using (5.28) and (5.29), one gets

$$\begin{aligned} J(v_{n+1}) - J(v_n) &\leq -\frac{1}{\alpha} \left(1 - \frac{\|P\|_2 + \kappa_1 + \kappa_2 R_n}{\alpha - \|P\|_2 - \kappa_1 - \kappa_2 R_n}\right) \|g_{v_n}\|_2^2 \\ &\quad + \frac{\mathcal{F}_n(\alpha)}{2} \|v_{n+1} - v_n\|_2^2 \end{aligned}$$

where

$$\mathcal{F}_n(\alpha) = \mathcal{K}(\|v_0\|_2, R_n, R_n + \frac{\|P\|_2 R_n + \kappa_3 + \kappa_4 R_n}{\alpha - \|P\|_2 - \kappa_1 - \kappa_2 R_n}) + \|P\|_2$$

Then, using (5.27)

$$J(v_{n+1}) - J(v_n) \leq -\frac{1}{\alpha} \left( 1 - \frac{\|P\|_2 + \kappa_1 + \kappa_2 R_n}{\alpha - \|P\|_2 - \kappa_1 - \kappa_2 R_n} - \frac{\alpha \mathcal{F}_n(\alpha)}{2(\alpha - \|P\|_2 - \kappa_1 - \kappa_2 R_n)^2} \right) \|g_{v_n}\|_2^2$$

Since  $\mathcal{F}_n$  is a decreasing function of  $\alpha$ , there exists a value of  $\alpha$  large enough such that

$$1 - \frac{\|P\|_2 + \kappa_1 + \kappa_2 R_n}{\alpha - \|P\|_2 - \kappa_1 - \kappa_2 R_n} - \frac{\alpha \mathcal{F}_n(\alpha)}{2(\alpha - \|P\|_2 - \kappa_1 - \kappa_2 R_n)^2} \triangleq C(\alpha, R_n) > 0 \quad (5.30)$$

and  $J(v_{n+1}) - J(v_n) < 0$ . In particular, this guarantees that  $v_{n+1} \in \mathcal{X}_n$ . By induction, this implies that if one picks a value  $\alpha = \alpha_1$  such that  $(\alpha_1, R_1)$  satisfy (5.26) and (5.30), then for all rank  $n$ ,  $v_n \in \mathcal{X}_1$  and (5.26) and (5.30) hold. Then, for all rank  $n$

$$\forall n \in \mathbb{N}^*, J(v_{n+1}) - J(v_n) \leq -\frac{C(\alpha_1, R_1)}{\alpha_1} \|g_{v_n}\|_2^2$$

This leads to

$$\sum_{i=0}^N \|g_{v_i}\|_2^2 \leq \frac{\alpha_1}{C(\alpha_1, R_1)} (J(v_0) - J(v_{n+1}))$$

Finally we derive

$$\sum_{i=0}^N \|g_{v_i}\|_2^2 \leq \frac{\alpha_1}{C(\alpha_1, R_1)} (J(v_0) - J^*)$$

and

$$\lim_{n \rightarrow \infty} \|g_{v_n}\|_2 = 0$$

which gives the conclusion.  $\square$

## 5.4 Numerical example

We now illustrate the solution method studied in Theorem 5.1 using an example studied in [BPCP14]. Consider a second order unstable linear system with dynamics given by

$$\begin{aligned} \ddot{x}(t) - \dot{x}(t) + x(t) &= u(r_u(t)) \\ \dot{u}(t) &= v(t) \end{aligned} \quad (5.31)$$

having the following initial conditions

$$\begin{aligned} x(0) &= 1, \quad \dot{x}(0) = 0 \\ u_{[r_0;0]} &= 1, \quad v_{[r_0;0]} = 0 \end{aligned}$$

This can equivalently be recast as

$$\begin{aligned} \dot{X}(t) &= AX(t) + Bu(r_u(t)) \\ \dot{u}(t) &= v(t) \end{aligned}$$

where

$$X = \begin{pmatrix} x \\ \dot{x} \end{pmatrix}, \quad A = \begin{pmatrix} 0 & 1 \\ -1 & 1 \end{pmatrix}, \quad B = \begin{pmatrix} 0 \\ 1 \end{pmatrix}$$

The optimal control problem is

$$\begin{aligned} \mathcal{P} : \min_v \int_0^T & \|x(t) - x_r\|_2^2 + w_u \|u(t) - u_r\|_2^2 + w_v \|v(t)\|_2^2 dt \\ \text{s.t.} \quad & \dot{X}(t) = AX(t) + Bu(r_u(t)) \\ & \dot{u}(t) = v(t) \end{aligned}$$

with  $T = 10$ ,  $w_u = 0.1$ ,  $w_v = 0.1$  and  $x_r = u_r = 1.5$ . Given  $\alpha = 5^1$ , we approach iteratively a solution of  $\mathcal{P}$  by constructing an  $\alpha$ -admissible sequence  $(v_n)$ . We pick the trivial initialization value  $v_1 = 0$  and for all  $n \geq 1$  apply the following algorithm :

- given  $v_n$ , compute  $u_n$  and the delay law  $r_n$
- compute  $(x_n, \lambda_n)$  and deduce  $\mathcal{S}_n$
- solve  $\mathcal{P}_{n+1}$  and obtain  $v_{n+1}$

The flowchart of the algorithm is presented on Figure 5.1. Practically, the resolution of  $\mathcal{P}_{n+1}$  is performed using a direct collocation transcription method (see [Biegler]), with AMPL as algebraic modelling language and IPOPT 3.11.8 as NLP solver. The time horizon is divided into 100 finite elements of equal size, each of them containing 3 Radau collocation points.  $\lambda_n$  is numerically estimated by solving

$$\begin{aligned} \tilde{\mathcal{P}}_n : \min_{v=v_n} \int_0^T & \|x_n(t) - x_r\|_2^2 + w_u \|u_n(t) - u_r\|_2^2 + w_v \|v(t)\|_2^2 dt \\ \text{s.t.} \quad & \dot{x}_n(t) = Ax_n(t) + Bu_n(r_{u_n}(t)) \\ & \dot{u}_n(t) = v(t) \end{aligned}$$

and retrieving the adjoint of the discretized problem. The algorithm is terminated when we reach 100 iterations. More sophisticated termination criteria could be considered, for instance based on the satisfaction by the current solution of the stationarity conditions. The results are presented on Figures 5.2-5.5.

Figures 5.2-5.3 report the optimal trajectory that is computed and the associated delay law. Figure 5.4 pictorially shows how this trajectory is progressively approached by the sequence. Figure 5.5 exhibits some indicators regarding the convergence properties of the algorithm : the cost  $J$  along with the relative steps size measured by  $\log(\Delta v) \triangleq \log\left(\frac{\|v_n - v_{n-1}\|_2}{\|v_n\|_2}\right)$  and  $\log(\Delta J) \triangleq \log\left(\frac{\|J_n - J_{n-1}\|_2}{\|J_n\|_2}\right)$  at successive iterations. As expected, the cost decreases monotonically and the linear shape of the cost decrease on the semi-log plot is evocative of a first order steepest descent-like method. The total computation time for the first 100 iterations displayed on Figure 5.5 is equal to 10.78 seconds, 8.07 seconds being actually spent in the solver.

---

<sup>1</sup>This value was chosen using a trial and error approach, knowing *a priori* that some large enough value of  $\alpha$  will actually provide convergence.

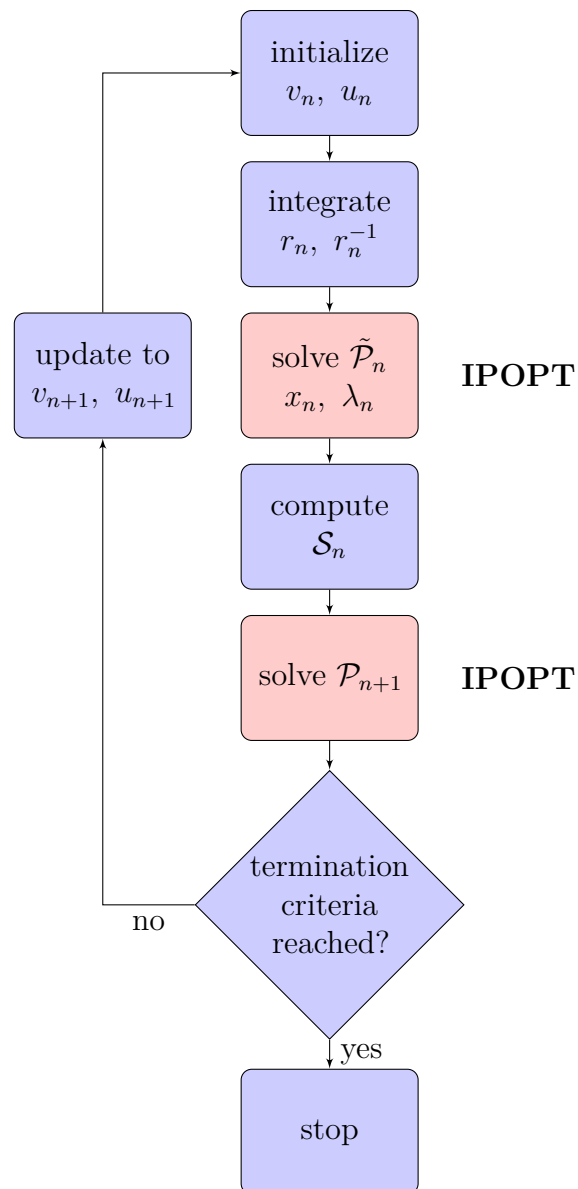


Figure 5.1: Flowchart of the algorithm

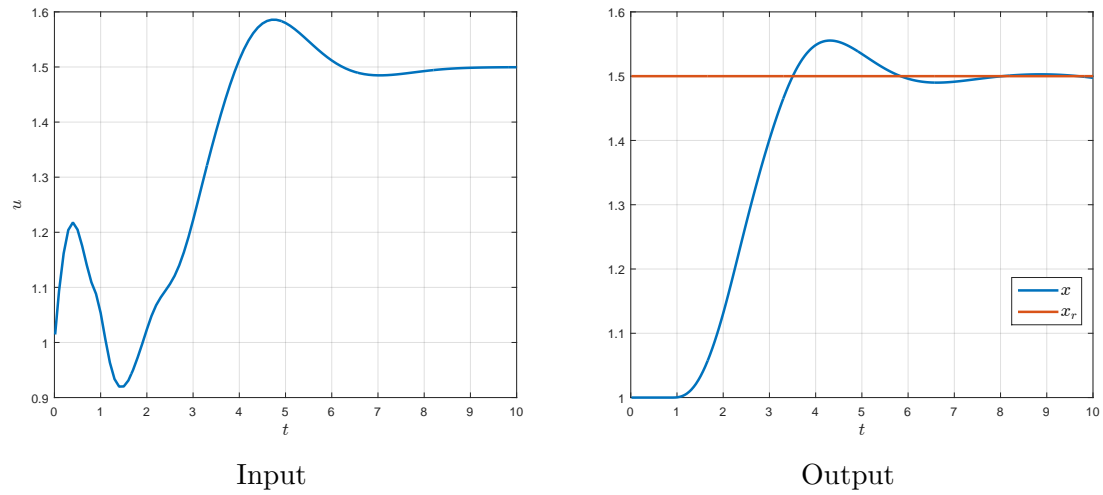


Figure 5.2: Optimal trajectory computed for  $\mathcal{P}$ ,  $\text{CPU}_{\text{time}} = 10.78$  s (8.07 s spent in the solver)

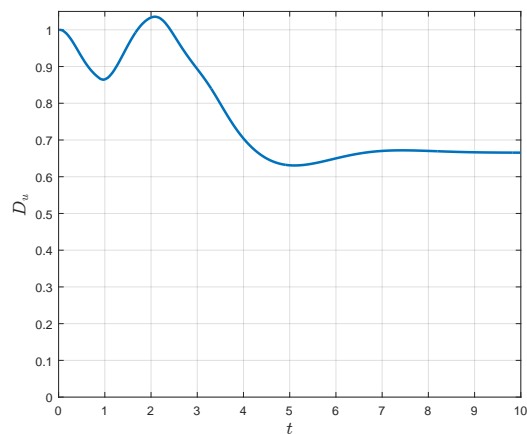


Figure 5.3: Delay law of the optimal trajectory, as a function of time

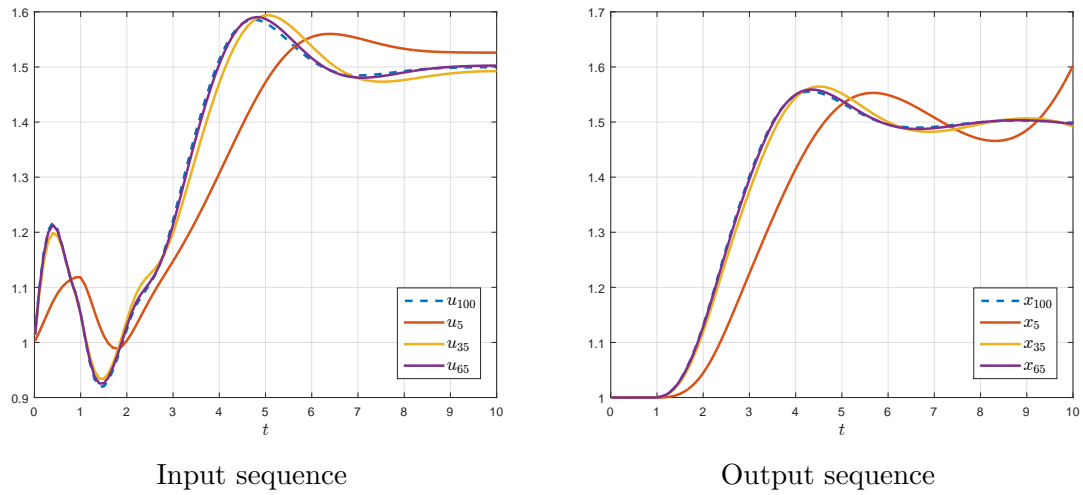


Figure 5.4: Successive approximations of the optimal trajectory as the successive  $\mathcal{P}_n$  problems are solved

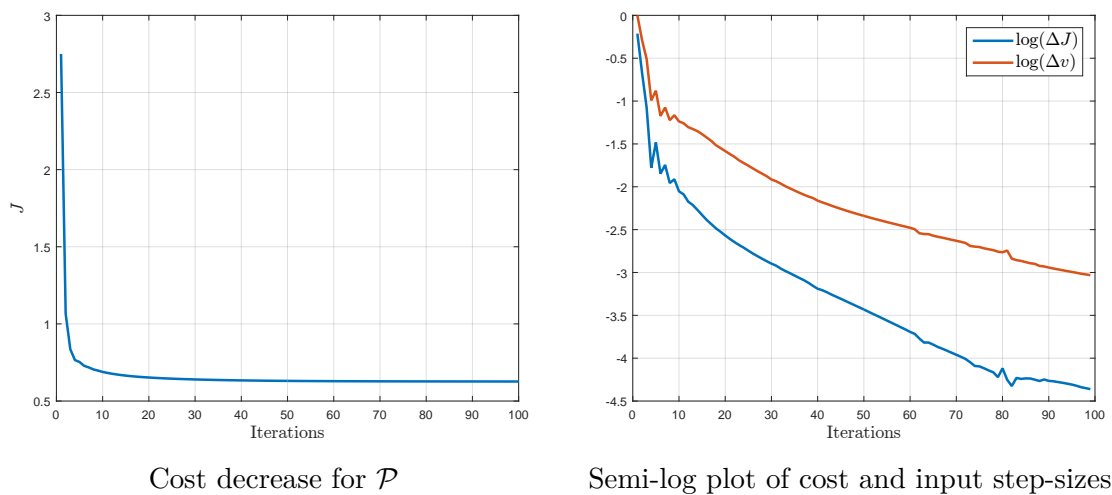


Figure 5.5: Convergence properties of the algorithm

## 5.5 Conclusions

In this chapter, we have proposed an iterative algorithm to solve the problem of optimal control of systems with hydraulic input-dependent input delays. A convergence proof was detailed and numerical results were given illustrating the practical interest.

A straightforward extension would be to extend the calculus of variations and the deduced iterative optimization algorithm to the case of systems with hydraulic input-dependent state delays. This case is of importance since it is instrumental in the modelling of recycling loops or cascades of reacting units.

The derivation of a method on a second order approximation of the stationarity conditions would be interesting. This would lead to an algorithm analogous to a trust-region method.



# Chapter 6

## Examples

---

**Exemples.** Dans ce chapitre, nous présentons les résultats de l'application d'une variante de l'algorithme présenté au Chapitre 5 sur un problème d'intérêt industriel. Ce chapitre ne propose pas d'analyses théoriques mais met en évidence la possibilité pratique d'étendre l'algorithme au-delà du cadre dans lequel nous avons établi sa convergence (en particulier en présence de contraintes).

---

### 6.1 Introduction

In this chapter, we present the numerical results of a variant of the optimization algorithm presented in Chapter 5. No further convergence analysis is performed (although this could deserve further investigations). Chiefly, this variant is developed to account for constraints. It is applied to the dynamic optimization of a mixing system of industrial interest. A generalization to the case of systems with state delays is presented.

### 6.2 Desirable features for a practical implementation of the algorithm

The optimization algorithm developed in Chapter 5 is not directly suitable for practical implementation. Indeed, in this analysis, the tuning parameter  $\alpha$  was considered constant over all steps (in particular, Theorem 5.1 established the convergence properties of the algorithm under this assumption). However, practically, keeping  $\alpha$  constant is not a judicious choice. Usually, a desirable behaviour of the cost decrease should consist of two phases. In a first phase, the cost decreases quickly as achieving effective cost decrease at each step does not require a large value of  $\alpha$ . At this point,  $\alpha$  should be kept as large as possible to speed up convergence. In a second phase, the cost decrease is much slower and requires a higher  $\alpha$  to generate a cost decrease at each step. Indeed, similarly to a trust-region method (see *e.g.* [NW99]), the choice of  $\alpha$  implicitly selects the step-size.

Then, we should start with a small value of the parameter  $\alpha$  and steadily increase it in order to insure a continued cost decrease after each iteration. As a consequence, we will allow  $\alpha$  to vary between steps according to the following very simple transition rule

$$J(u_n) \leq J(u_{n+1}) \implies \alpha_{n+1} = \alpha_n + \delta_\alpha \quad (6.1)$$

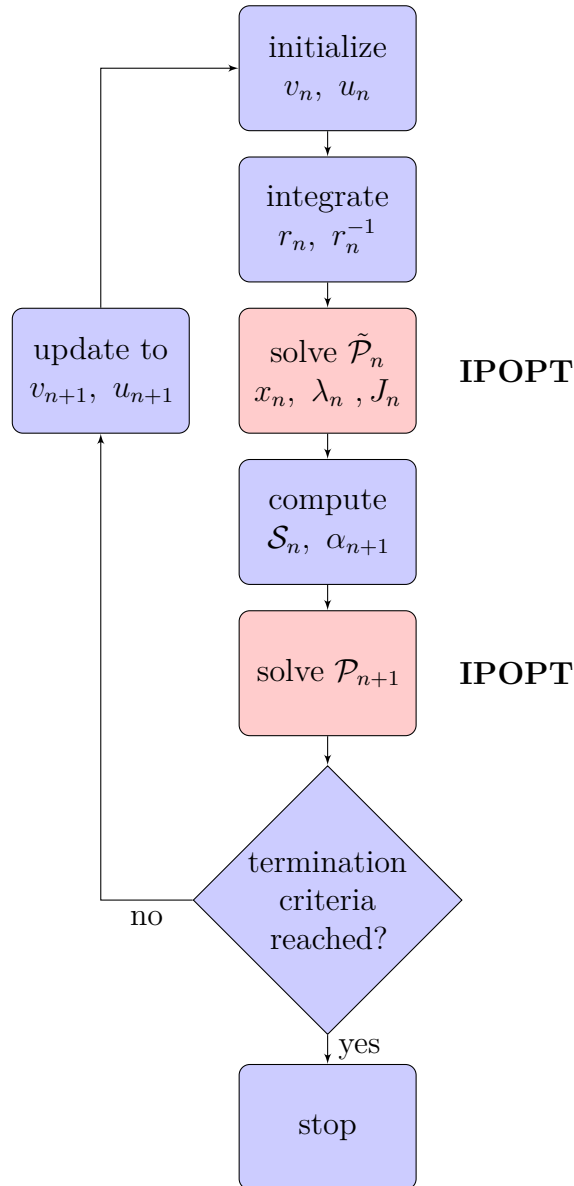


Figure 6.1: Flowchart of the algorithm with variable  $\alpha$  (and constraints)

where  $\delta_\alpha > 0$  is an increment parameter. It should be possible to develop more advanced selection procedures based on the theory of trust-region algorithms. However, we have not investigated these methods yet.

Further, we will consider in this chapter problems  $\mathcal{P}$  subject to constraints. These constraints will directly be incorporated into the definition of problems  $\mathcal{P}_n$  and  $\tilde{\mathcal{P}}_n$ . This is beyond the scope of Chapter 5 but, while a full theoretical analysis is challenging, a practical extension is possible, as we will show numerically.

The flowchart associated to these updates of the optimization algorithm is presented on Figure 6.1.

## 6.3 Relaxation to a non-regularized input for input-dependant input delays

### 6.3.1 Approximate regularization of the control

In this section, we investigate the possibility of applying a variant of the algorithm laid out in Section 6.2 to a case where the input of the system under consideration has not been explicitly regularized into a new state. Instead, we consider an approximate regularization of the original problem still framed in terms of the  $u$  variable using a numerical approximation of its derivative as regularizing term

$$\begin{aligned} \mathcal{P} : \min_u \int_0^T L(t, x(t), u(t)) + w_{\Delta u} \cdot \|\psi_1(u, t)\|_2^2 dt &\triangleq J(u) \\ \text{s.t. } \dot{x}(t) &= f(t, x(t), u(t), u(r_u(t))) \\ x(0) &= x_0, \quad u_{[r_0;0]} = u_0 \end{aligned}$$

where  $\psi_1(u, \cdot)$  is an approximation of the function  $\dot{u}$  defined as

$$\psi_1(u, t) = \frac{u(t_n) - u(t_{n-1})}{t_n - t_{n-1}}, \quad t \in [t_{n-1}; t_n[ \quad (6.2)$$

Hence, the sequence of problems that we solve is

$$\begin{aligned} \mathcal{P}_{n+1} : \min_{u_{n+1}} \int_0^T L(t, X_{n+1}(t), u_{n+1}(t)) + w_{\Delta u} \cdot \|\psi_1(u_{n+1}, t)\|_2^2 \\ + \mathcal{S}_n(t)(u_{n+1}(t) - u_n(t)) + \frac{\alpha}{2} \|u_{n+1}(t) - u_n(t)\|_2^2 dt \\ \text{s.t. } \dot{X}_{n+1}(t) &= f(t, X_{n+1}(t), u_{n+1}(t), u_{n+1}(r_{u_n}(t))) \\ X_{n+1}(0) &= x_0, \quad u_{n+1}[r_0;0] = u_0 \end{aligned}$$

with (according to the developments of Chapter 5)

$$\begin{aligned} \mathcal{S}_n(t) = \int_t^{r_{u_n}^{-1}(\min(t, r_{u_n}(T)))} \lambda_n(\tau)^T \cdot \frac{\partial f}{\partial u}(\tau, x_n(\tau), u_n(\tau), u_n(r_{u_n}(\tau))) \\ \frac{\psi_2(u_n, r_{u_n}(\tau))}{\phi(u_n(r_{u_n}(\tau)))} d\tau \frac{\partial \phi}{\partial u}(u_n(t)) \end{aligned}$$

where  $(x_n, \lambda_n)$  are defined using the notations of Chapter 5 and  $\psi_2(u, \cdot)$  is another approximation of the function  $\dot{u}$  defined as

$$\psi_2(u, t) = \frac{u(t_{n+1}) - u(t_{n-1})}{2(t_{n+1} - t_{n-1})}, \quad t \in [t_{n-1}; t_n[ \quad (6.3)$$

In light of our previous investigations, the problems  $\mathcal{P}_n$  are not differentiable. Practically, we will manage this issue (along with the problems related to the numerical approximation of  $\dot{u}$ ) by formulating the problem in such a way to enforce approximate continuity of  $u$ . Three reasons motivate this choice despite its hurdles :

- it avoids introducing new states and thus restrains the dimension of the problem
- if the problem involves state constraints, it avoids artificially increasing their index (also refereed to as relative degree, *e.g.* in [BH69] or [Isi95]), which could lead to numerical difficulties

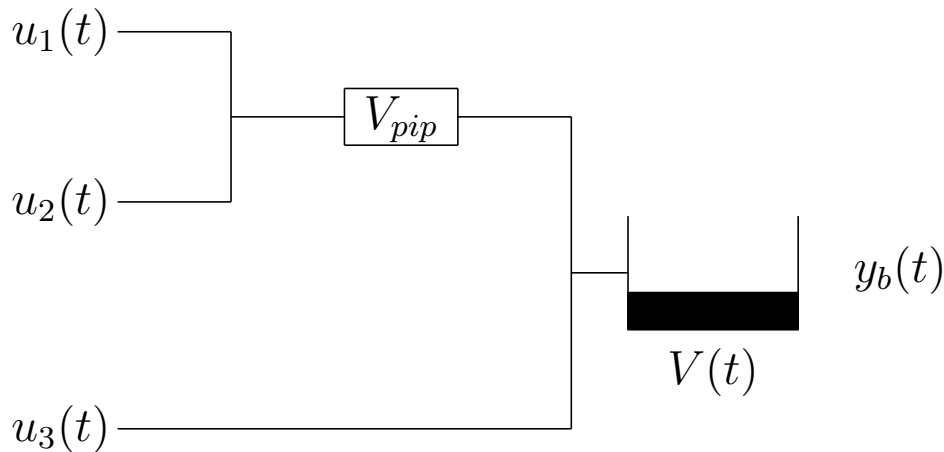


Figure 6.2: Schematic of the mixing unit

- it allows us to stay closer to the original formulation of the problem and is handy, for instance, to formulate hard hydraulic constraints on the admissible variations of  $u$  between two time steps

The approach is now illustrated on one example of practical interest.

### 6.3.2 Batch control of a mixing unit with pre-blend, the “paint” problem

In this section, we consider an industrial unit mixing three products (see [PCR98] and [CGCP16]). The products 1 and 2 are pre-blended before going through a dead-volume  $V_{pip}$ . At the outlet, they are blended with product 3 and immediately reach a storage tank. The total flow rate,  $F$ , of the unit is fixed and we control the ratios of the different products (also referred to as recipe),  $u$ , that are injected at a given time. Our goal is to control the average composition of the outlet tank,  $y_b$ . We note  $y$  the instantaneous composition of the product entering the tank and  $V$  the instantaneous volume of product in the outlet tank. A schematic view of the system can be found on Figure 6.2.

Under a plug-flow assumption, the equations and constraints governing the system are given by

$$\dot{y}_b(t) = -\frac{F}{V(t)} (y_b(t) - y(t)) = -\frac{F}{V(t)} (y_b(t) - \Gamma(u(r_u(t)))u(t)), \quad y_b(0) = y_0 \quad (6.4)$$

$$\forall t < 0, \quad u(t) = u_0 \quad (6.5)$$

$$\int_{r_u(t)}^t u_1(\tau) + u_2(\tau) \, d\tau = \frac{V_{pip}}{F}$$

$$\Gamma(u) = \begin{pmatrix} \frac{u_1}{u_1+u_2} & \frac{u_1}{u_1+u_2} & 0 \\ \frac{u_2}{u_1+u_2} & \frac{u_2}{u_1+u_2} & 0 \\ 0 & 0 & 1 \end{pmatrix} \quad (6.6)$$

$$u_1 + u_2 + u_3 = 1 \quad (6.7)$$

and

$$V(t) = V_0 + Ft \quad (6.8)$$

The optimization problems we are going to formulate encompass several elements:

- a reference recipe to follow,  $u_r$
- a target of composition of the outlet tank to track,  $y_r$
- soft inequality constraints that should be enforced but may be violated, at a cost on the solution, to avoid infeasibility. They are transcribed using a further smooth quadratic penalty term in the objective function (see [FM90]). For example, if one wishes to enforce some inequality  $a \leq b$ , we will add to the cost function a penalty proportional to

$$p_s(a, b) \triangleq \left( b - a - \sqrt{(b - a)^2 + \epsilon} \right)^2 \quad (6.9)$$

where  $\epsilon$  is a small regularizing term

- hard inequality constraints that may not be violated by the system and that are explicitly formulated as constraints in the problem

In our simulations, we will take the following setting :  $F = 4 \text{ m}^3 \cdot \text{s}^{-1}$ ,  $V_0 = 100 \text{ m}^3$ ,  $V_{pip} = 200 \text{ m}^3$ . Furthermore, we consider a transition from an initial state  $y_0 = (\frac{1}{6}, \frac{4}{6}, \frac{1}{6})$ ,  $u(t < 0) = (\frac{1}{6}, \frac{4}{6}, \frac{1}{6})$  to  $y_r = (0.5, 0.25, 0.25)$ ,  $u_r = (0.5, 0.25, 0.25)$ . All ratios are subject to the following hard bound constraints

$$0.01 \leq u_i \leq 1 \quad (6.10)$$

## Pure tracking problem

In this first scenario, we do not consider any soft or hard constraint other than the bound constraints (6.10). The optimization cost function is defined by

$$L(t, y_b(t), u(t)) = w_y \cdot \|y_b(t) - y_r\|_2^2 + w_u \cdot \|u(t) - u_r\|_2^2$$

The resolution sequence is initialized taking  $\alpha = 0.3$ ,  $\delta_\alpha = 0.5$  and initial values  $y_b = y_0$ ,  $u = u_0$ .

We first consider a case where  $w_y = 2$ ,  $w_u = 0.15$ ,  $w_{\Delta u} = 1$ . The results are presented on Figures 6.3-6.4. As is apparent from Figure 6.4, the convergence properties achieved by the algorithm are relatively poor. This is due to the strong discontinuity of the optimal input at the beginning of the time horizon that makes the problem non-differentiable. The oscillation of the solutions makes the termination of the algorithm difficult, one could however consider the sequence to have approximately converged after roughly 40 iterations (representing about 25 seconds of computation).

This problem can however be mitigated by further regularizing the control sequence. This can be alternatively achieved by increasing the regularizing cost  $w_{\Delta u}$  or by imposing bounds on the amplitude of the variations of the control between adjacent points of the collocation mesh. For this reason, we now consider the case where  $w_{\Delta u} = 10$  and we impose

$$\forall i \in \llbracket 1; 3 \rrbracket, \forall n \geq 0, |u_i(t_n) - u_i(t_{n-1})| \leq \Delta u_{\max} = 0.08$$

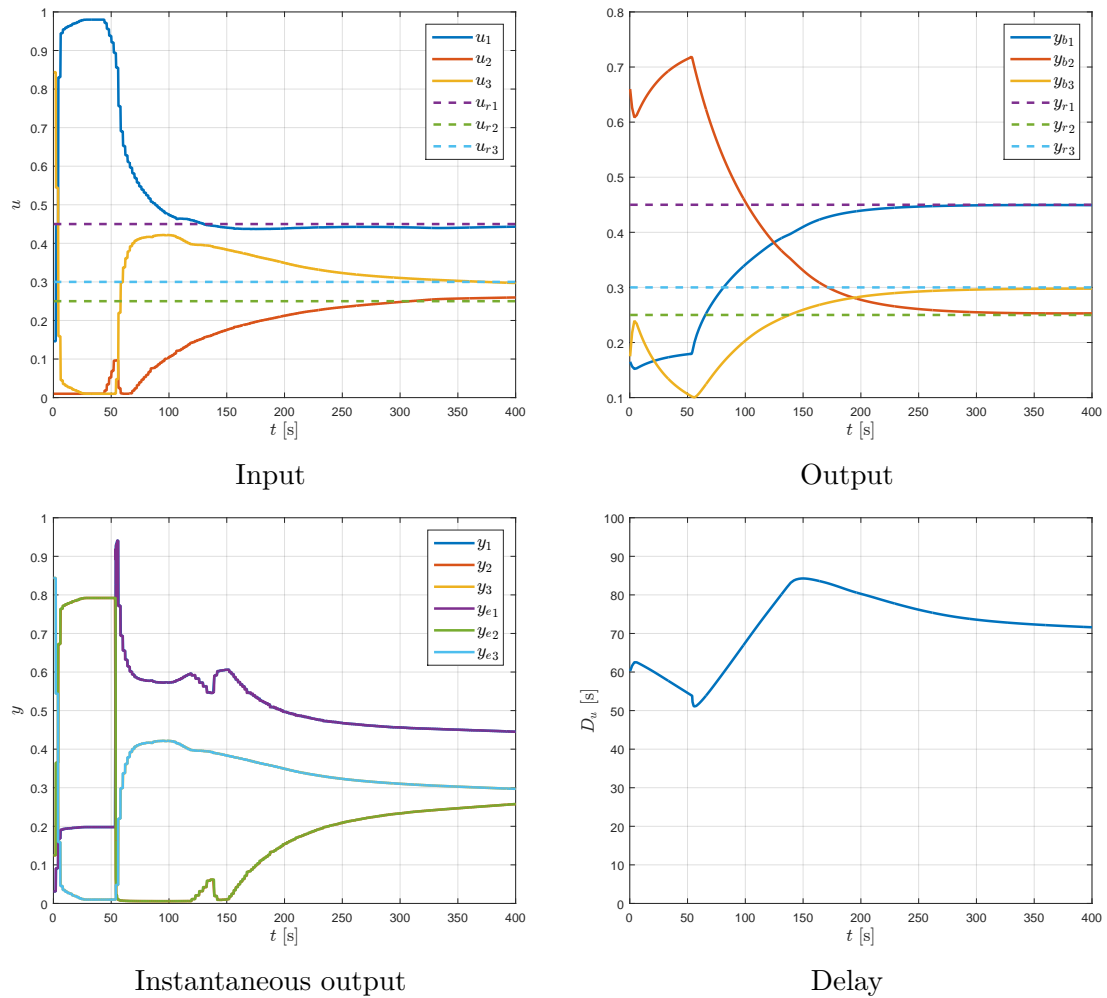


Figure 6.3: Optimal trajectory with minimal regularization,  $w_{\Delta u} = 1$ . The control displays a strong initial discontinuity

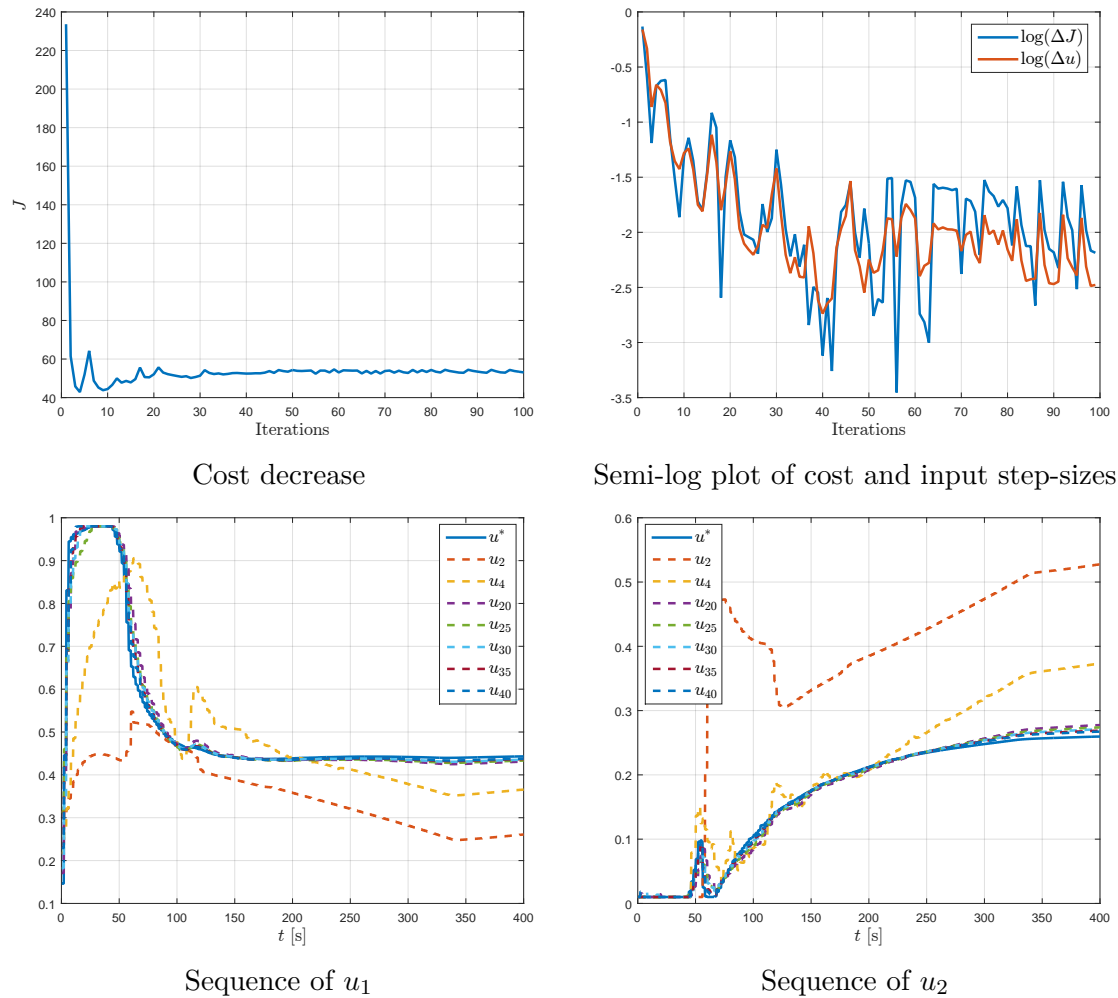


Figure 6.4: Mediocre convergence properties with minimal regularization,  $w_{\Delta u} = 1$ .  $\text{CPU}_{\text{time}} = 59.21$  s (31.98 s spent in solver) for 100 iterations

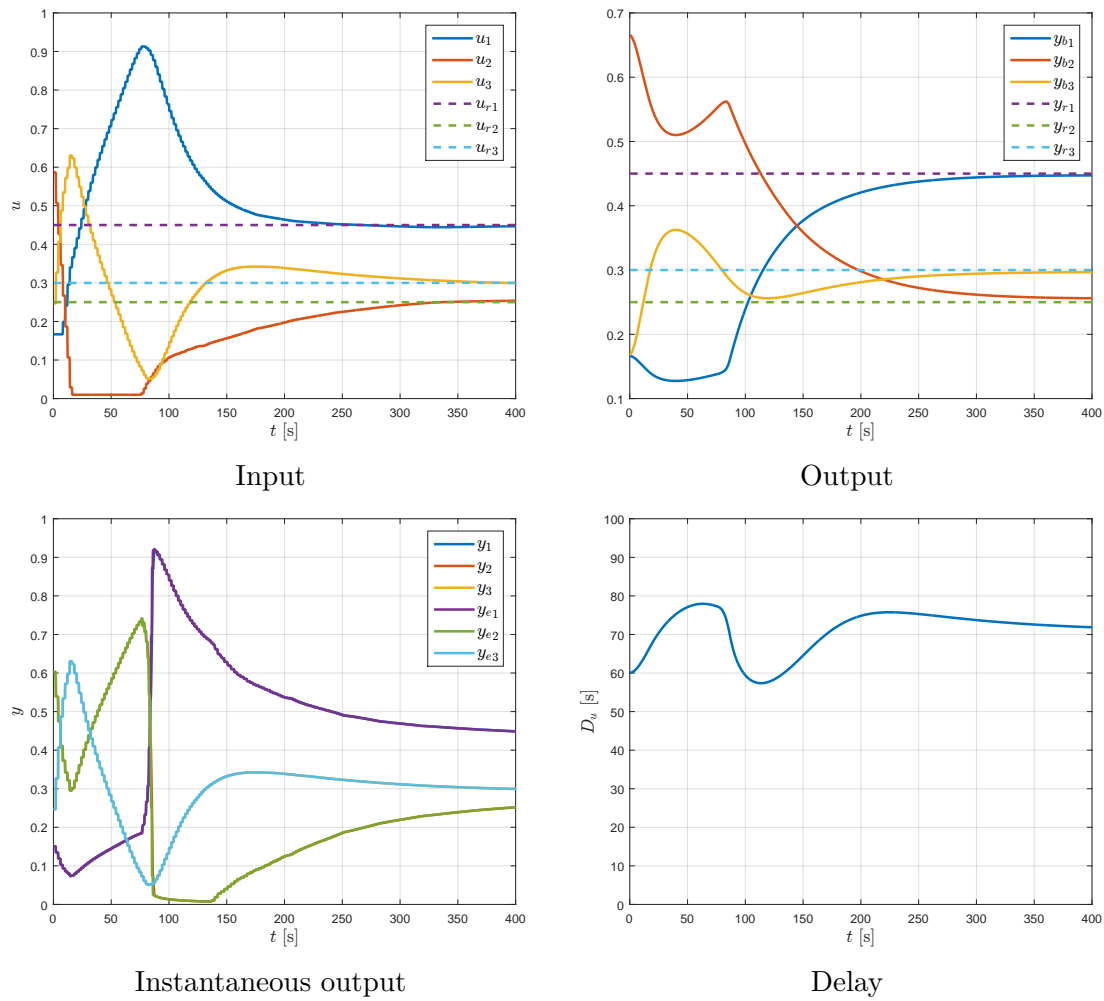


Figure 6.5: Optimal trajectory with increased regularization of the control,  $w_{\Delta u} = 10$

The results reported in on Figures 6.5-6.6. The cost decrease and the overall convergence of the sequence is greatly improved. Approximate convergence is obtained after 20 iterations (representing about 12 seconds of computation). An improvement by a factor of approximately 2 is hence obtained compared to the previous case.

Interestingly in both cases where  $w_{\Delta u} = 1$  or  $w_{\Delta u} = 10$ , almost half of the total CPU time used by the algorithm is actually spent in the AMPL script performing the various side tasks presented in Figure 6.1 rather than in the optimization solver itself. This means that the numerical implementation could still be greatly improved by the use of a more efficient computing environment.

### Case with soft constraints

We now consider an updated scenario where the the following soft constraint is considered

$$y_{b2} \leq y_{\max 2} = 0.5$$

Obviously, if we translate this rigorously as a constraint, the problem does not have any admissible solution since  $y_{b2}(0) > 0.5$ . Instead, we are going to enforce the constraint by penalizing its infringement. Thus, using the approach presented in (6.9), we consider the

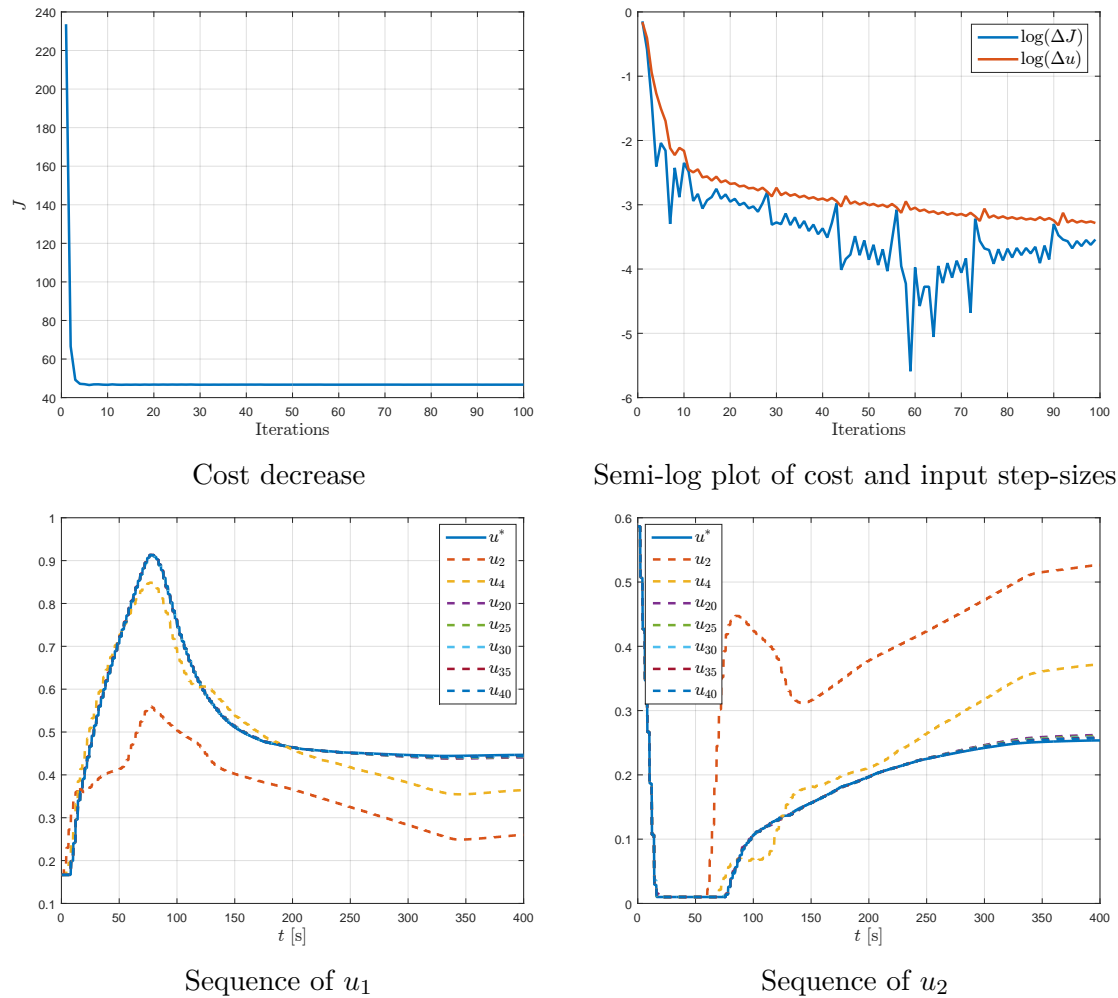


Figure 6.6: Convergence properties with increased regularization,  $w_{\Delta u} = 10$ . CPU<sub>time</sub> = 54.70 s (28.57 s spent in solver) for 100 iterations

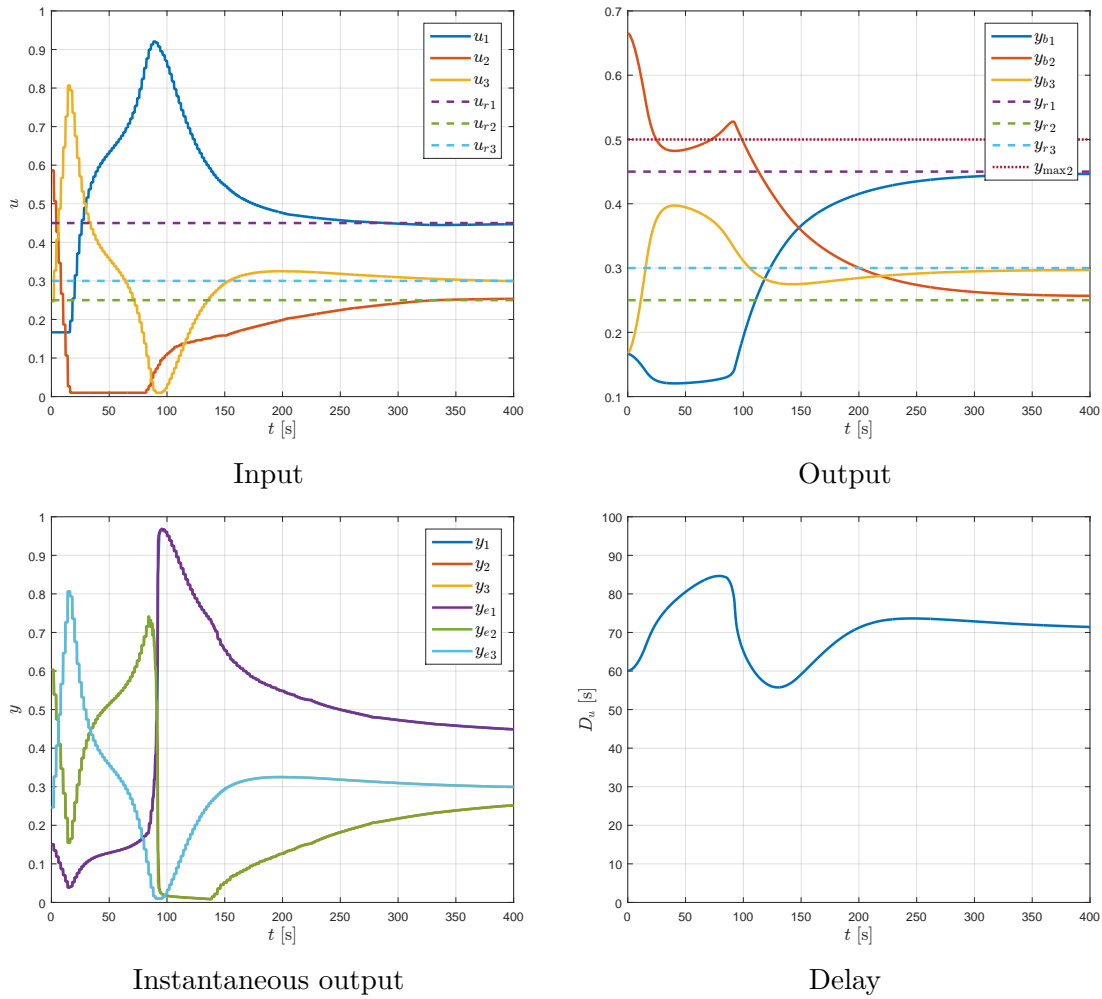


Figure 6.7: Optimal trajectory with soft constraint. The controller increases the injection ratio of product 3 in the first part of the batch to lower the injection of 2 and diminish the constraint violation compared to Figure 6.5

following cost function

$$L(t, y_b(t), u(t)) = w_y \cdot \|y_b(t) - y_r\|_2^2 + w_u \cdot \|u(t) - u_r\|_2^2 + w_p \cdot p_s(y_{b2}(t), y_{\max 2})$$

with  $w_y = 2$ ,  $w_u = 0.15$ ,  $w_{\Delta u} = 10$ ,  $\epsilon = 10^{-7}$ . The results are reported in Figures 6.7-6.8. As can be seen, during the transient phase the controller imposes higher injection ratios of product 3. This allows to dilute the inescapable inlet of 2 which is already in the pipe at the initial pipe and curtails the constraint infringement. However, this also leads to increasing the overall delay and leads to a longer “flushing” phase. Approximate convergence is reached around 20 iterations (representing about 15 seconds of computation).

### Case with soft and hard constraints

Additionally, a hard constraint enforcing  $y_{b1} \geq 0.13$  is introduced. As can be seen on Figures 6.9-6.10, the hard constraints on the concentration of product 1 does not allow us to bring down the concentration of product 2 as much as in the previous case. Indeed, in the first phase of the transient (when the dead-volume has not yet been flushed out of its

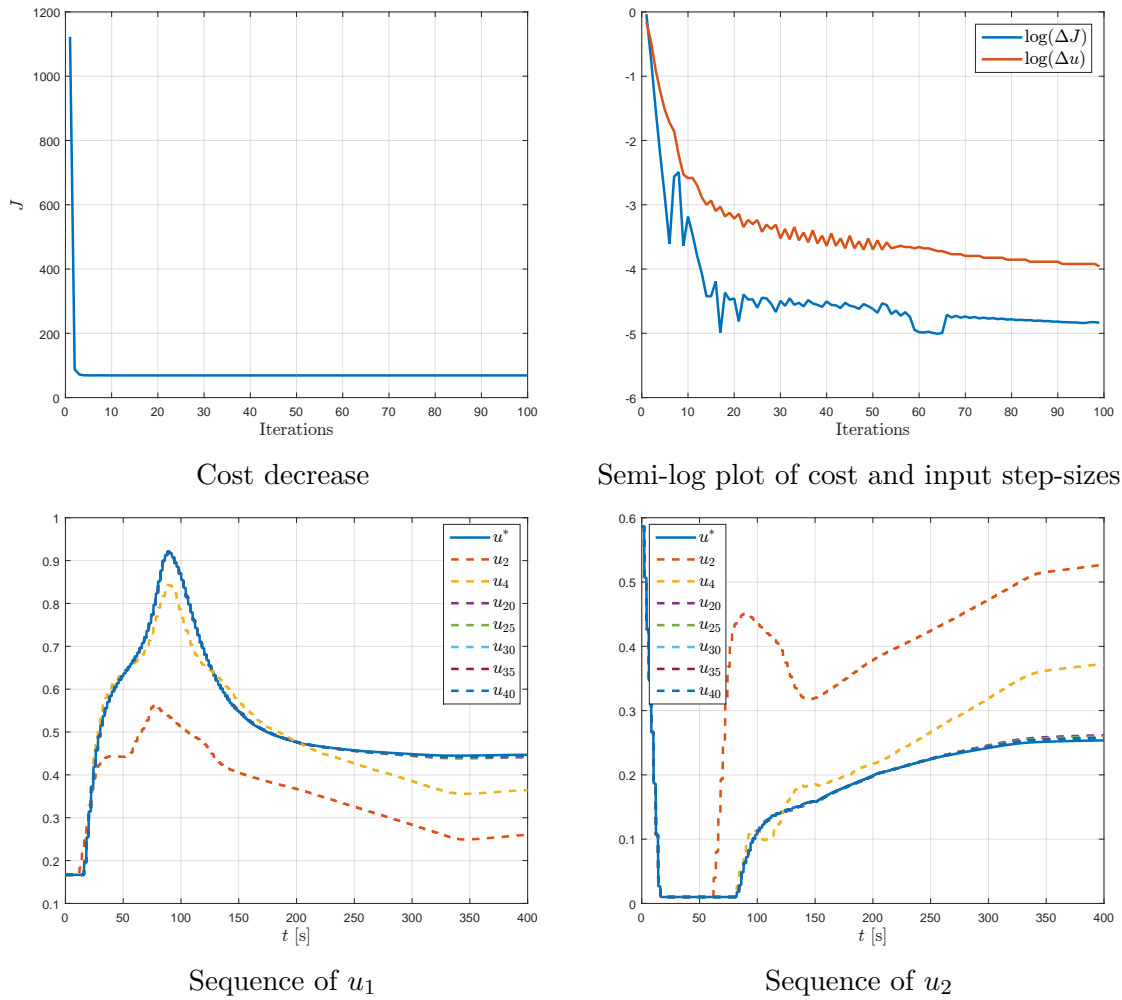


Figure 6.8: Convergence properties with soft constraint.  $\text{CPU}_{\text{time}} = 72.50$  s (39.21 s spent in solver) for 100 iterations

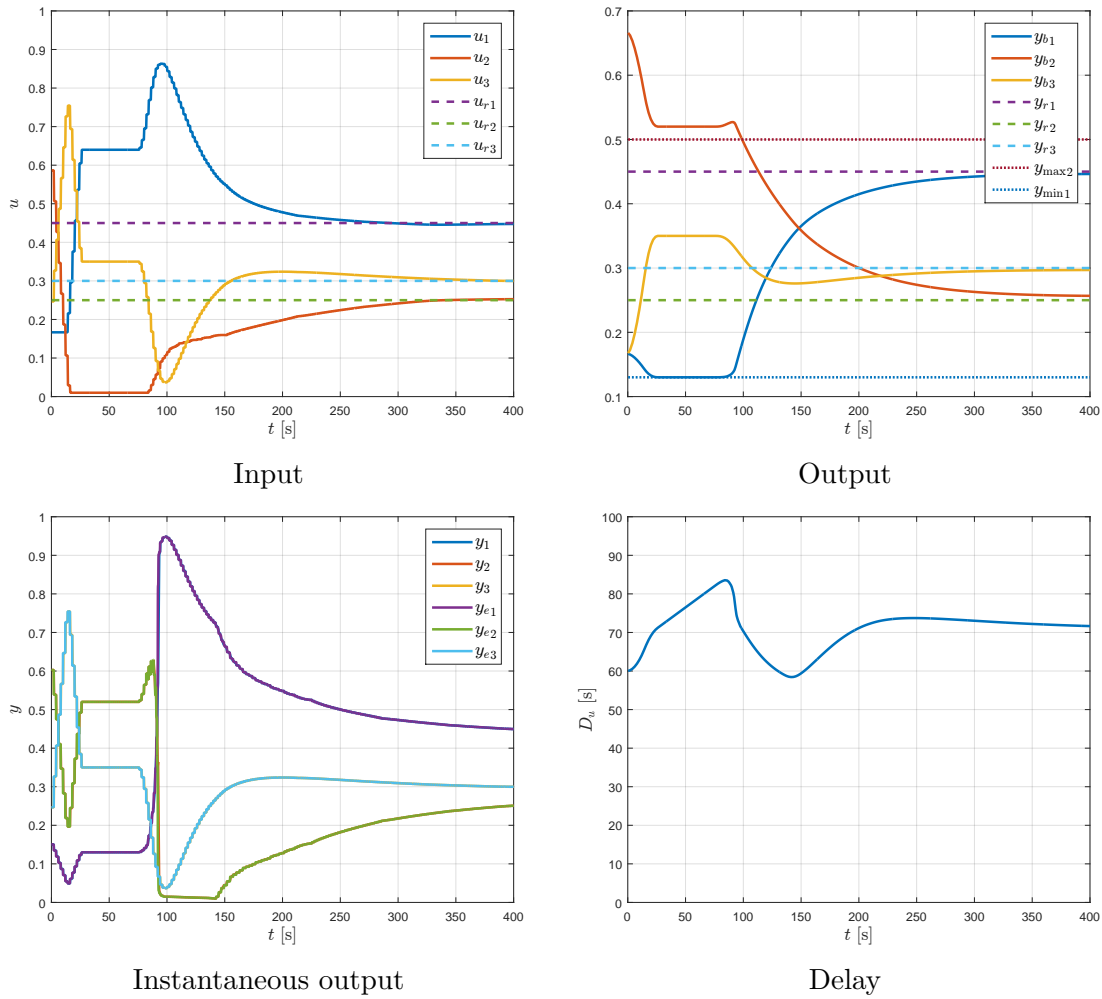


Figure 6.9: Optimal trajectory with soft and hard constraints. The controller increases the injection ratio of 3 in the first part of the batch to lower the injection of 2 and to diminish the constraint violation. This is limited by the respect of the hard constraint on product 1

initial content), the concentration of product 1 and 2 at the outlet of the unit verifies the following algebraic relation imposed by the initial composition of the product in the pipe

$$\forall t \in [0; r_u^{-1}(0)], y_2(t) = 4y_1(t)$$

Approximate convergence is reached around 20 iterations (representing about 15 seconds of computation).

## 6.4 Extension to input-dependant state delays

Formally, the principle of the algorithm can directly be extended to the case of a system with state delays. Given  $x_0$  a continuous, differentiable function on  $[r_0; 0]$ , let us consider

$$\begin{aligned} \mathcal{P} : \min_u \int_0^T L(t, x(t), u(t)) dt \\ \text{s.t. } \dot{x}(t) = f(t, x(t), x(r_u(t)), u(t)) \\ x_{[r_0; 0]} = x_0 \end{aligned}$$

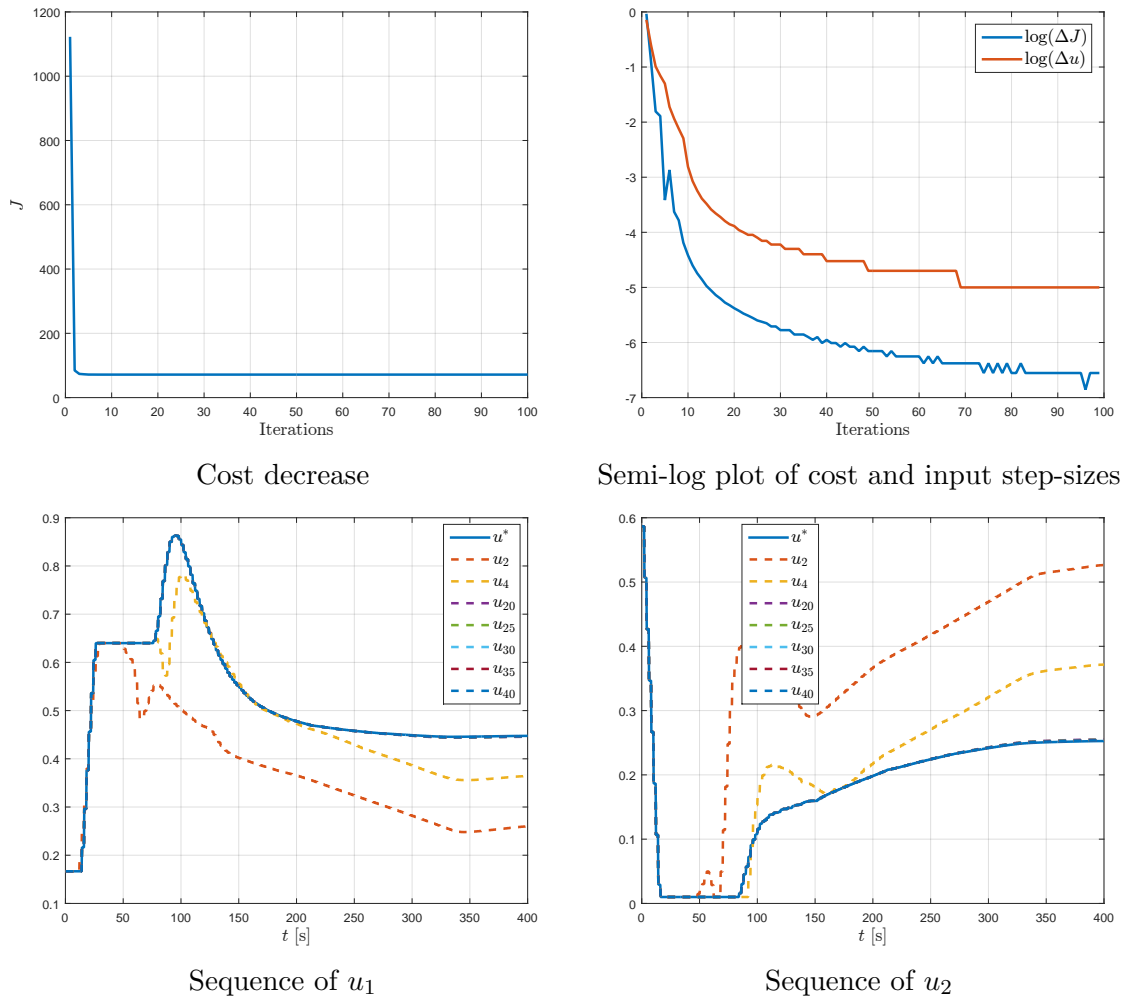


Figure 6.10: Convergence properties with soft and hard constraints.  $\text{CPU}_{\text{time}} = 75.25$  s (41.71 s spent in the solver) for 100 iterations

Theorem 4.2 shows that this optimization problem is well-posed without further regularization since its augmented cost is Gâteaux differentiable. Extending the results of Theorem 4.3, we define a sequence of auxiliary problems

$$\begin{aligned} \mathcal{P}_{n+1} : \min_{u_{n+1}} & \int_0^T L(t, X_{n+1}(t), u_{n+1}(t)) + \mathcal{S}_n(t)(u_{n+1}(t) - u_n(t)) + \frac{\alpha}{2} \|u_{n+1}(t) - u_n(t)\|_2^2 dt \\ \text{s.t.} & \quad \dot{X}_{n+1}(t) = f(t, X_{n+1}(t), X_{n+1}(r_{u_n}(t)), u_{n+1}(t)) \\ & \quad X_{n+1}|_{[r_0; 0]} = x_0 \end{aligned}$$

where

$$\begin{aligned} \mathcal{S}_n = \int_t^{r_{u_n}^{-1}(\min(t, r_{u_n}(T)))} & \lambda_n(\tau)^T \frac{\partial f}{\partial x_r}(\tau, x_n(\tau), x_n(r_{u_n}(\tau)), u_n(\tau)) \cdot \\ & \frac{f(\tau, x_n(\tau), x_n(r_{u_n}(\tau)), u_n(\tau))}{\phi(u_n(r_{u_n}(\tau)))} d\tau \frac{\partial \phi}{\partial u}(u_n(t)) \end{aligned}$$

and could apply straightforwardly the algorithm of Figure 6.1 to attempt to solve  $\mathcal{P}$ .

Similarly, a slight modification of the problem under consideration in the calculus of variations accounting for a delayed term in the running cost would also allow to tackle the system studied in Chapter 3

$$\begin{aligned} \mathcal{P} = \min_q & \int_0^T (T(r_q(t)) - T_r(t))^2 + w \cdot (q(t) - q_r(t))^2 dt \\ \text{s.t.} & \quad \dot{T} = f(T, q) \\ & \quad T(t \leq 0) = T_0 \\ & \quad q_{\min} \leq q(t) \leq q_{\max} \end{aligned}$$

Practically, the sequence  $(\mathcal{P}_{n+1})$  would be defined as

$$\begin{aligned} \mathcal{P}_{n+1} : \min_{q_{n+1}} & \int_0^T (T_{n+1}(r_{q_n}(t)) - T_r(t))^2 + w \cdot (q_{n+1}(t) - q_r(t))^2 \\ & + \mathcal{S}_n(t)(q_{n+1}(t) - q_n(t)) + \frac{\alpha}{2} (q_{n+1}(t) - q_n(t))^2 dt \\ \text{s.t.} & \quad \dot{T}_{n+1} = f(T_{n+1}, q_{n+1}) \\ & \quad T(t \leq 0) = T_0 \\ & \quad q_{\min} \leq q(t) \leq q_{\max} \end{aligned}$$

where

$$\mathcal{S}_n(t) = 2 \int_t^{r_{q_n}^{-1}(\min(t, r_{q_n}(T)))} \frac{(T(r_{q_n}(\tau)) - T_r(\tau)) \cdot f(T_n(r_{q_n}(\tau)), q_n(r_{q_n}(\tau)))}{q_n(r_{q_n}(\tau))} d\tau$$

## 6.5 Conclusions

In this chapter, we have presented a practical extension of the algorithm studied in Chapter 5. In particular, we showed on a numerical example that it allows to handle constrained problems that were not treated in our theoretical analysis. We studied the possibility to treat a problem subject to an hydraulic input delay when the control is not rigorously regularized. We showed that if some practical precautions are taken, the algorithm provides good numerical results. We also sketched a possible extension of the algorithm to the case of a system subject to a state delay.

# Chapter 7

## Conclusion

---

**Conclusion.** Dans ce chapitre, nous résumons les contributions de la thèse et proposons des axes pour poursuivre le travail de recherche.

---

In this thesis, we have addressed several problems related to the control and optimization of systems subject to varying delays. Early on in our work, we started by studying the influence of uncertain, varying metrology delays on the stability of a simple IMC. We showed in Chapter 2 that this can yield closed-loop instability and provided explicit guarantees on the controller gain insuring robust asymptotic convergence. This result confirms the classic fact of experience according to which the robust operation of controllers in presence of uncompensated delays requires some detuning of the gain, and thus loss of performance.

Later on, we tackled the problem of dynamic optimization of a system subject to complex but structured input-dependant delays: the so-called hydraulic delays. In Chapter 3, we showed that, while it can yield sound results on many problems, the state-of-the-art to handle this issue in direct simultaneous methods is not fully satisfactory. Indeed, it requires to discard the delay equation and to replace it by some discretization of a mathematically equivalent transport PDE. While doable, this leads to a less parsimonious representation of the problem and various numerical challenges. Based on this statement, we carried in Chapter 4 the calculus of variations of this problem to get further insight into the structure of the optimal solutions. After a lengthy derivation, this establishes the important result that the straightforward formulation one could consider for dynamic optimization of a system subject to input-dependant input delays is ill-posed in the sense that it does not yield a smooth problem. Following this, we established the stationarity conditions of a regularization of this problem. Interestingly, this work highlighted the difference between optimizing a system subject to a fixed time-varying delay or an explicitly input-dependant one. We used this to derive in Chapter 5 an iterative algorithm which only requires to solve a sequence of auxiliary problems with fixed time varying delay laws. This is of practical importance as it then allows us to use state-of-the-art simultaneous optimization methods in the resolution of each auxiliary problem. Our convergence analysis showed that, similarly to a trust region method, our algorithm becomes equivalent to a gradient descent in the limit where the allowed step-size goes to zero. Finally, in Chapter 6 we extend the scope of our algorithm to problems with input and state constraints as well as systems where the control sequence is only approximately regularized. We demonstrated

the good numerical performances of our formulation on a problem of industrial interest. A full numerical benchmark between our method and the existing approaches remains, however, to be conducted.

While this was not the core topic of this thesis, the case of input-dependant state delays is of great practical importance in many process applications (recycling loops and cascade of reacting units for instance) and should be treated. Interestingly, the analysis conducted in Chapter 4 shows that a problem where only delayed state values (as opposed to delayed input values) appear in the dynamics is smooth in the sense that it is Gâteaux differentiable. The results of our calculus of variations lead us to think that a straightforward extension of our algorithm is possible in this case.

An exciting problem raised by our work is the possibility of extending our approach to a second order method. This would indeed greatly improve convergence performances. It is however not clear that the problem has sufficient regularity to directly allow such an extension. Establishing or disproving this would require the computation of the problem second variation.

## Bibliography

- [ABM11] M. S. Aronna, J. F. Bonnans, and P. Martinon. A well-posed shooting algorithm for optimal control problems with singular arcs. 2011.
- [AC99] C. Antoniadis and P. D. Christofides. Robust control of nonlinear time-delay systems. *International Journal of applied mathematics and computer sciences*, 9(4):811–837, 1999.
- [Aga10] A. Agarwal. *Advanced Strategies for Optimal Design and Operation of Pressure Swing Adsorption Processes*. PhD thesis, 2010.
- [All07] G. Allaire. *Numerical analysis and optimization: an introduction to mathematical modelling and numerical simulation*. Oxford University Press, 2007.
- [AM10] K. J. Aström and R. M. Murray. *Feedback Systems: An Introduction for Scientists and Engineers*. Princeton University Press, 2010.
- [AMR95] U. M. Ascher, R. M. M. Mattheij, and R. D. Russell. *Numerical solution of boundary value problems for ordinary differential equations*, volume 13 of *Classics in Applied Mathematics*. Society for Industrial and Applied Mathematics (SIAM), 1995.
- [AP95] U. M. Ascher and L. Petzold. The numerical solution of delay-differential-algebraic equations of retarded and neutral type. *SIAM Journal on Numerical Analysis*, 32(5):1635–1657, 1995.
- [AS65] M. Abramowitz and I. A. Stegun. *Handbook of Mathematical Functions*. Dover, New York, 1965.
- [Ash69] R. Asher. Optimal control of systems with state-dependent time delay. Master’s thesis, 1969.
- [Ban68] H. T. Banks. Necessary conditions for control problems with variable time lags. *SIAM Journal on Control*, 6(1):9–47, 1968.
- [Bar06] J. Barraud. *Commande de procédés à paramètres variables*. PhD thesis, École des Mines de Paris, 2006.
- [BCT07] B. Bonnard, J.-B. Caillaud, and E. Trélat. Second order optimality conditions in the smooth case and applications in optimal control. *ESAIM: COCV*, 13(2):207–236, 2007.
- [BCT15] J. T. Betts, S. L. Campbell, and K. Thompson. Lobatto IIIA methods, direct transcription, and DAEs with delays. *Numerical Algorithms*, 69(2):291–300, Jun 2015.
- [Bet01] J. T. Betts. *Practical Methods for optimal control using nonlinear programming*. Advances in Design and Control. Society for Industrial and Applied Mathematics (SIAM), Philadelphia, PA, 2001.
- [BH69] A. E. Bryson and Y. C. Ho. *Applied Optimal Control*. Ginn and Company, 1969.

- [BH09] J. F. Bonnans and A. Hermant. Second-order analysis for optimal control problems with pure state constraints and mixed control-state constraints. *Annales de l'Institut Henri Poincaré*, 26:561–598, 2009.
- [Bie07] L. T. Biegler. An overview of simultaneous strategies for dynamic optimization. *Chemical Engineering and Processing: Process Intensification*, 46(11):1043 – 1053, 2007. Special Issue on Process Optimization and Control in Chemical Engineering and Processing.
- [Bie10] L. T. Biegler. *Nonlinear Programming, Concepts, Algorithms, and Applications to Chemical Processes*. MOS-SIAM Series on Optimization, 2010.
- [BK79] H. T. Banks and F. Kappel. Spline approximations for functional differential equations. *Journal of Differential Equations*, 34(3):496–522, 1979.
- [BL14] N. Bekiaris-Liberis. Simultaneous compensation of input and state delays for nonlinear systems. *Systems & Control Letters*, 73(0):96 – 102, 2014.
- [BLK13a] N. Bekiaris-Liberis and M. Krstic. Compensation of state-dependent input delay for nonlinear systems. *IEEE Transactions on Automatic Control*, 58:275– 289, 2013.
- [BLK13b] N. Bekiaris-Liberis and M. Krstic. *Nonlinear Control Under Nonconstant Delays*, volume 25. Society for Industrial and Applied Mathematics, 2013.
- [BLK13c] N. Bekiaris-Liberis and M. Krstic. Robustness of nonlinear predictor feedback laws to time-and state-dependent delay perturbations. *Automatica*, 49:1576–1590, 2013.
- [Bon02] J. F. Bonnans. The shooting algorithm for optimal control problems: A review of some theoretical and numerical aspects. Notes de cours, <http://www-rocq.inria.fr/sydoco/cours/tutorial.html>, INRIA, 2002.
- [Bon13] J. F. Bonnans. The shooting approach to optimal control problems. *IFAC Proceedings Volumes*, 46(11):281 – 292, 2013. 11th IFAC Workshop on Adaptation and Learning in Control and Signal Processing.
- [BP12] D. Bresch-Pietri. *Robust control of variable time-delay systems. Theoretical contributions and applications to engine control*. PhD thesis, Mines ParisTech, 2012.
- [BPCP12] D. Bresch-Pietri, J. Chauvin, and N. Petit. Adaptive control scheme for uncertain time-delay systems. *Automatica*, 48(8):1536–1552, 2012.
- [BPCP14] D. Bresch-Pietri, J. Chauvin, and N. Petit. Prediction-based stabilization of linear systems subject to input-dependent input delay of integral-type. *IEEE Transactions on Automatic Control*, 59:2385–2399, 2014.

- [BPK10] D. Bresch-Pietri and M. Krstic. Delay-adaptive predictor feedback for systems with unknown long actuator delay. *IEEE Transactions on Automatic Control*, pages 2106 – 2112, 2010.
- [BRG06] M. Basin and J. Rodriguez-Gonzales. Optimal control for linear systems with multiple time delays in control input. *IEEE Transactions on Automatic Control*, 51:91–97, 2006.
- [BV16] A. Boccia and R. B. Vinter. The maximum principle for optimal control problems with time delays. *IFAC-PapersOnLine*, 49(18):951 – 955, 2016. 10th IFAC Symposium on Nonlinear Control Systems NOLCOS 2016.
- [CCP10] M. Chèbre, Y. Creff, and N. Petit. Feedback control and optimization for the production of commercial fuels by blending. *Journal of Process Control*, 20(4):441 – 451, 2010.
- [CF95] T. Chen and B. A. Francis. *Optimal sampled-data Control Systems*. Springer-Verlag London, 1995.
- [CGCP16] C.-H. Clerget, J.-P. Grimaldi, M. Chèbre, and N. Petit. Optimization of dynamical systems with time-varying or input-varying delays. In *55th IEEE Conference on Decision and Control*, 2016.
- [CP08] M. Chèbre and G. Pitollat. Feed control for an hydrodesulphurization unit using Anamel blend optimizer. In *ERTC MaxAsset & Computing Conference*, 2008.
- [CPP10] F. Carravetta, P. Palumbo, and P. Pepe. Quadratic optimal control of linear systems with time-varying input delay. In *49th IEEE Conference on Decision and Control*, 2010.
- [CSMndIPnL13] P. D. Christofides, R. Scattolini, D. Muñoz de la Peña, and J. Liu. Distributed model predictive control: A tutorial review and future research directions. *Computers and Chemical Engineering*, 51:21–41, 2013.
- [DA05] C. Depcik and D. Assanis. One-dimensional automotive catalyst modeling. *Progress in Energy and Combustion Science*, 31(4):308 – 369, 2005.
- [DBS<sup>+</sup>02] M. Diehl, H. G. Bock, J. P. Schölder, R. Findeisen, Z. Nagy, and F. Allgöwer. Real-time optimization and nonlinear model predictive control of processes governed by differential-algebraic equations. *Journal of Process Control*, 12(4):577–585, 2002.
- [DiB02] E. DiBenedetto. *Real analysis*. Springer, 2002.
- [dLMS09] A. d’Onofrio, U. Ledzewicz, H. Maurer, and H. Schättler. On optimal delivery of combination therapy for tumors. *Mathematical Biosciences*, 2009.

- [ETTA16] A. V. Efremov, M. S. Tyaglik, A. S. Tyaglik, and V. V. Aleksandrov. The aerospace vehicle control characterizing by considerable time delay. *Russian Aeronautics (Iz VUZ)*, 59(2):183–189, Apr 2016.
- [FA04] R. Findeisen and F. Allgöwer. Computational delay in nonlinear model predictive control. *IFAC Proceedings Volumes*, 37(1):427 – 432, 2004. 7th International Symposium on Advanced Control of Chemical Processes (ADCHEM 2003), Hong-Kong, 11-14 January 2004.
- [Fed09] G. Fedele. A new method to estimate a first-order plus time delay model from step response. *Journal of the Franklin Institute*, 346(1):1 – 9, 2009.
- [FM90] A. V. Fiacco and G. P. McCormick. Nonlinear programming: Sequential unconstrained minimization techniques. *Classics in applied mathematics*, 1990.
- [FSB03] G. François, B. Srinivasan, and D. Bonvin. Convergence analysis of run-to-run control for a class of nonlinear systems. In *American Control Conference*, volume 4, pages 3032–3037, 2003.
- [FSR04] E. Fridman, A. Seuret, and J.-P. Richard. Robust sampled-data stabilization of linear systems: an input delay approach. *Automatica*, 40(8):1441 – 1446, 2004.
- [FT12] G. S. F. Frederico and D. F. M. Torres. Noether’s symmetry theorem for variational and optimal control problems with time delay. *Numerical Algebra, Control and Optimization*, 2:619 – 630, 2012.
- [FTTMB08] A. Flores-Tlacuahuac, S. Terrazas Moreno, and L. T. Biegler. Global optimization of highly nonlinear dynamic systems. *Industrial & Engineering Chemistry Research*, 47:2643–2655, 2008.
- [GF63] I. M. Gelfand and V. Fomin, S. *Calculus of Variations*. 1963.
- [GH98] M. J. Grimble and G. Hearn. LQG controllers for state-space systems with pure transport delays: Application to hot strip mills. 34:1169–1184, 1998.
- [GH01] N. Guglielmi and E. Hairer. Implementing radau IIA methods for stiff delay differential equations. *Computing*, 67(1):1–12, Jul 2001.
- [GKM09] L. Göllmann, D. Kern, and H. Maurer. Optimal control problems with delays in state and control variables subject to mixed control-state constraints. *Optimal Control Applications and Methods*, 30(4):341–365, 2009.
- [GM14] L. Göllmann and H. Maurer. Theory and applications of optimal control problems with multiple time-delays. *Journal of Industrial and Management Optimization*, 10:413–441, 2014.
- [GPP<sup>+</sup>17] C. Guardiola, B. Pla, P. Piqueras, J. Mora, and D. Lefebvre. Model-based passive and active diagnostics strategies for diesel oxidation catalysts. *Applied Thermal Engineering*, 110(Supplement C):962 – 971, 2017.

- [GQ02] R. Good and J. S. Qin. Stability analysis of double ewma run-to-run control with metrology delay. In *Proceedings of the American Control Conference*, volume 3, pages 2156–2161, 2002.
- [Gro02] I. E. Grossmann. Review of nonlinear mixed-integer and disjunctive programming techniques. *Optimization and Engineering*, 3:227–252, 2002.
- [Hal66] A. Halanay. *Differential equations. Stability, oscillations, time lags*. Number 23 in Mathematics in Science and Engineering. Academic Press, 1966.
- [Hal68] A. Halanay. Optimal controls for systems with time lag. *SIAM Journal on Control*, 1968.
- [HD05] J. Harmand and D. Dochain. The optimal design of two interconnected (bio)chemical reactors revisited. *Computers & Chemical Engineering*, 30(1):70 – 82, 2005.
- [HI10] A. T. Hill and A. Ilchmann. Exponential stability of time-varying linear systems. *IMA Journal of Numerical Analysis*, 2010.
- [Hig08] N. J. Higham. *Functions of Matrices: Theory and Computation*. Society for Industrial and Applied Mathematics, Philadelphia, PA, USA, 2008.
- [HLF94] G. Hirzinger, K. Landzettel, and C. Fagerer. Telerobotics with large time delays-the rotex experience. In *Intelligent Robots and Systems '94. 'Advanced Robotic Systems and the Real World', IROS '94. Proceedings of the IEEE/RSJ/GI International Conference*, volume 1, pages 571–578 vol.1, 1994.
- [HOS<sup>+</sup>16] T. Hirose, H. Ogawa, H. Shibasaki, R. Tanaka, and Y. Ishida. Simplified internal model control for time delay processes. In *Proceedings of the 35th Chinese Control Conference*, pages 308–312, 2016.
- [Hri97] I. Hrinca. An optimal control problem for the lotka-volterra system with delay. *Nonlinear Analysis: Theory, Methods & Applications*, 28(2):247 – 262, 1997.
- [HT06] S. Himpe and V. Theunynck. Design and advanced control of a process with variable time delay. Master’s thesis, 2006.
- [Hug68] D. K. Hughes. Variational and optimal control problems with delayed argument. *Journal of optimization theory and applications*, 2:1–14, 1968.
- [Isi95] A. Isidori. *Nonlinear Control Systems*. Springer, New York, 3rd edition, 1995.
- [JK09] M. Jankovic and I. Kolmanovskiy. Developments in control of time- delay systems for automotive powertrain applications. In *Delay Differential Equations, recent advances and new directions*, pages 55–92. Springer Science, 2009.

- [KG03] S. I. Niculescu K. Gu. Survey on recent results in the stability and control of time-delay systems. *Journal of Dynamic Systems, Measurement, and Control*, 125:158–165, 2003.
- [Kha61] G. L. Kharatishvili. *The maximum principle in the theory of optimal processes with delay*. 1961.
- [Kha93] P. D. Khandalekar. Control and optimization of fluid catalytic cracking process. Master’s thesis, 1993.
- [Krs09] M. Krstic. *Delay Compensation for Nonlinear, Adaptive, and PDE Systems*. Birkhauser, 2009.
- [KS08] M. Krstic and A. Smyshlyaev. Backstepping boundary control for first-order hyperbolic PDEs and application to systems with actuator and sensor delays. *Systems & Control Letters*, 57(9):750–758, 2008.
- [KV94] A. Karoui and R. Vaillancourt. Computer solutions of state-dependent delay differential equations. *Computers & Mathematics with Applications*, 27(4):37 – 51, 1994.
- [LCP09] O. Lepreux, Y. Creff, and N. Petit. Warm-up strategy for a diesel oxidation catalyst. 2009.
- [LCP12] O. Lepreux, Y. Creff, and N. Petit. Model-based temperature control of a Diesel Oxidation Catalyst. *Journal of Process Control*, 22:41–50, 2012.
- [LD17] Y. P. Leong and J. C. Doyle. Effects of delays, poles, and zeros on time domain waterbed tradeoffs and oscillations. *IEEE Control Systems Letters*, 1(1):122–127, 2017.
- [Lep09] O. Lepreux. *Model-based Temperature Control of a Diesel Oxidation Catalyst*. PhD thesis, MINES ParisTech, 2009.
- [Lev04] R. J. Leveque. *Finite Volumes Methods for Hyperbolic Problems, Cambridge texts in applied mathematics*. Cambridge University Press, 2004.
- [LS07] U. Ledzewicz and H. Schättler. Antiangiogenic therapy in cancer treatment as an optimal control problem. *SIAM J. Control Optim.*, 46:1052–1079, 2007.
- [LSLA09] C. Lopes, T. Spataro, L. Lapchin, and R. Arditi. Optimal release strategies for the biological control of aphids in melon greenhouses. *Biological Control*, 48(1):12 – 21, 2009.
- [LWH13] T. Liu, Q.-G. Wang, and H.-P. Huang. A tutorial review on process identification from step or relay feedback test. *Journal of Process Control*, 23(10):1597 – 1623, 2013.
- [Man15] *Introduction to IPOPT: A tutorial for downloading, installing, and using IPOPT*, 2015.

- [MdCH00] J. Moyne, E. del Castillo, and A. M. Hurwitz, editors. *Run-to-Run Control in Semiconductor Manufacturing*. CRC Press, 2000.
- [MMndIPnCA11] J. M. Maestre, D. Muñoz de la Peña, E. F. Camacho, and T. Alamo. Distributed model predictive control based on agent negotiation. *Journal of Process Control*, 21:685–697, 2011.
- [MN07] W. Michiels and S. I. Niculescu. *Stability and Stabilization of Time-Delay Systems: An Eigenvalue-Based Approach*. SIAM, 2007.
- [MP13] L. Magnis and N. Petit. Impact of imprecise dating of measurements for bulk material flow network monitoring. In *Programmable Devices and Embedded Systems*, volume 12, pages 274–279, 2013.
- [MRRS00] D. Q. Mayne, J. B. Rawlings, C. V. Rao, and P. O. M. Scokaert. Constrained model predictive control: stability and optimality. *Automatica*, 36:789–814, 2000.
- [MSP08] S. Cristea M. Sbarciog, R. De Keyser and C. De Prada. Nonlinear predictive control of processes with variable time delay. a temperature control case study. In *17th IEEE International Conference on Control Applications*, 2008.
- [MZ80] M. Malez-Zavarei. Suboptimal control of systems with multiple delays. *Journal of optimization theory and applications*, 30:621–633, 1980.
- [MZ89] M. Morari and E. Zafriou. *Robust Process Control*. Prentice-Hall, 1989.
- [NM14] H. Niemann and R. Miklos. A simple method for estimation of parameters in first order systems. *Journal of Physics: Conference Series*, 570(1), 2014.
- [Nob12] S. Noble. Loss, latency, and speed - TN0021. Technical report, Data Expedition, Inc., 2012.
- [NSS10] A. R. Neshasteriz, A. K. Sedigh, and H. Sadjadian. Generalized predictive control and tuning of industrial processes with second order plus dead time models. *Journal of Process Control*, 20(1):63 – 72, 2010.
- [NW99] J. Nocedal and S. J. Wright. *Numerical Optimization*. Springer Series in Operations Research. Springer, 1999.
- [PB07] G. Pannocchia and A. Bemporad. Combined design of disturbance model and observer for offset-free model predictive control. *IEEE Transactions on Automatic Control*, 52:1048–1053, 2007.
- [PBG62] L. S. Pontryagin, V. G. Boltyanskii, R. V. Gamkrelidze, and E. F. Mishchenko. *The Mathematical Theory of Optimal Processes*. Interscience Publishers, 1962.
- [PCR98] N. Petit, Y. Creff, and P. Rouchon. Motion planning for two classes of nonlinear systems with delays depending on the control. In *Proc. of the 37th IEEE Conf. on Decision and Control*, pages 1007– 1011, 1998.

- [Pet15] N. Petit. Analysis of problems induced by imprecise dating of measurements in oil and gas production. In *ADCHEM 2015, International Symposium on Advanced Control of Chemical Processes*, 2015.
- [PR03] G. Pannocchia and J. B. Rawlings. Disturbance models for offset-free model-predictive control. *AIChE Journal*, 49(2):426–437, 2003.
- [QB03] S. J. Qin and T. Badgwell. A survey of industrial model predictive control technology. *Control Engineering Practice*, 11:733–764, 2003.
- [RBYAP08] L. Roca, M. Berenguel, L. Yebra, and D. C. Alarcón-Padilla. Solar field control for desalination plants. *Solar Energy*, 82:772–786, 2008.
- [RDBH98] A. E. Rundeil, R. Decarlo, V. Balakrishnan, and H. Hogenesch. Systematic method for determining intravenous drug treatment strategies aiding the humoral immune response. *IEEE Transactions on Biomedical Engineering*, 45:429–439, 1998.
- [Ric93] J. Richalet. *Pratique de la commande prédictive*. Adersa, Hermès, 1993.
- [Ric03] J.-P. Richard. Time-delay systems: an overview of some recent advances and open problems. *Automatica*, 39(10):1667 – 1694, 2003.
- [RM09] J. B. Rawlings and D. Q. Mayne. *Model Predictive Control: Theory and Design*. Nob Hill Publishing, 2009.
- [Ros63] H. H. Rosenbrock. The stability of linear time-dependent control systems. *Journal of Electronics and Control*, 15(1):73–80, 1963.
- [Rou96] M. R. Roussel. The use of delay differential equations in chemical kinetics. *The Journal of Physical Chemistry*, 100(20):8323–8330, 1996.
- [RRTP78] J. Richalet, A. Rault, J. L. Testud, and J. Papon. Model predictive heuristic control: Application to industrial processes. *Automatica*, 14:413–428, 1978.
- [RS72] S. M. Roberts and J. S. Shipman. *Two-point boundary value problems: shooting methods*. American Elsevier, 1972.
- [Rud73] W. Rudin. *Functional analysis*. McGraw-Hill, Inc., 1973.
- [Rug95] W. J. Rugh. *Linear system Theory*. Pearson, 1995.
- [Rug96] W.J. Rugh. *Linear System Theory*. Prentice-Hall, second edition, 1996.
- [SBH16] J. Shi, L. T. Biegler, and I. Hamdan. Optimization of grade transitions in polyethylene solution polymerization processes. *AIChE Journal*, 62(4):1126–1142, 2016.
- [SGHH91] E. Sachs, R.-S. Guo, S. Ha, and A. Hu. Process control system for VLSI fabrication. *Semiconductor Manufacturing, IEEE Transactions on*, 4(2):134–144, 1991.

- [SGHO17] S. Sabatini, S. Gelmini, M. A. Hoffman, and S. Onori. Design and experimental validation of a physics-based oxygen storage - thermal model for three way catalyst including aging. *Control Engineering Practice*, 68(Supplement C):89 – 101, 2017.
- [SM11] H. Scheu and W. Marquardt. Sensitivity-based coordination in distributed model predictive control. *Journal of Process Control*, 21:715–728, 2011.
- [SR71] M. A. Soliman and W. H. Ray. Optimal control of multivariable systems with pure time delays. *Automatica*, 7:681–689, 1971.
- [Str07] G. Strang. *Computational Science and Engineering*. Wellesley-Cambridge Press, 2007.
- [SVR<sup>+</sup>10] B. T. Stewart, A. N. Venkat, J. B. Rawlings, S. J. Wright, and G. Pannocchia. Cooperative distributed model predictive control. *Systems and Control Letters*, 59:460–469, 2010.
- [Tré12] E. Trélat. Optimal control and applications to aerospace: Some results and challenges. *Journal of Optimization Theory and Applications*, 154(3):713–758, Sep 2012.
- [vSB92] O. von Stryk and R. Bulirsch. Direct and indirect methods for trajectory optimization. *Annals of Operations Research*, 37(1):357–373, Dec 1992.
- [WB06] A. Wächter and L. T. Biegler. On the implementation of an interior-point filter line-search algorithm for large-scale nonlinear programming. *Mathematical Programming*, 106:25–57, 2006.
- [WGD09] Y. Wang, F. Gao, and F.-J.-III Doyle. Survey on iterative learning control, repetitive control, and run-to-run control. *Journal of Process Control*, 19(10):1589 – 1600, 2009.
- [WHQ<sup>+</sup>05] J. Wang, Q. P. He, S. J. Qin, C. A. Bode, and M. A. Purdy. Recursive least squares estimation for run-to-run control with metrology delay and its application to sti etch process. *Semiconductor Manufacturing, IEEE Transactions on*, 18(2):309–319, May 2005.
- [WP15] L. Wan and T. Pan. Double EWMA controller for semiconductor manufacturing processes with time-varying metrology delay. In *IEEE International Conference on Cyber Technology in Automation, Control, and Intelligent Systems (CYBER)*, pages 394–397, 2015.
- [WZ01] Q. G. Wang and Y. Zhang. Robust identification of continuous systems with dead-time from step responses. *Automatica*, 37(3):377 – 390, 2001.
- [ZB09] V. M. Zavala and L. T. Biegler. The advanced-step NMPC controller: Optimality, stability and robustness. *Automatica*, 45:86–93, 2009.
- [ZCMC09] J. Zhang, C.-C. Chu, J. Munoz, and J. Chen. Minimum entropy based run-to-run control for semiconductor processes with uncertain metrology delay. *Journal of Process Control*, 19(10):1688 – 1697, 2009.

- [ZN09] K. Zenger and A. J. Niemi. Modelling and control of a class of time-varying continuous flow processes. *Journal of Process Control*, 19:1511–1518, 2009.
- [ZWSH05] X.-M. Zhang, M. Wu, J.H. She, and Y. He. Delay-dependent stabilization of linear systems with time-varying state and input delays. *Automatica*, 41(8):1405 – 1412, 2005.

# Appendices



# Appendix A

## IPOPT log data on a problem of Chapter 3

Number of nonzeros in equality constraint Jacobian...: 162042  
Number of nonzeros in inequality constraint Jacobian.: 0  
Number of nonzeros in Lagrangian Hessian.....: 15700

Total number of variables.....: 35848  
variables with only lower bounds: 0  
variables with lower and upper bounds: 199  
variables with only upper bounds: 0  
Total number of equality constraints.....: 35748  
Total number of inequality constraints.....: 0  
inequality constraints with only lower bounds: 0  
inequality constraints with lower and upper bounds: 0  
inequality constraints with only upper bounds: 0

iter	objective	inf_pr	inf_du	lg(mu)	d	lg(rg)	alpha_du	alpha_pr	ls
0	1.0158601e+01	2.00e+00	1.45e-03	-1.0	0.00e+00	-	0.00e+00	0.00e+00	0
1	9.9091236e+00	2.63e-01	1.78e-01	-1.0	2.21e+00	-4.0	9.64e-01	1.00e+00h	1
2	8.2131500e+00	6.26e-02	2.80e-01	-1.0	1.12e+00	-2.7	1.00e+00	1.00e+00h	1
3	5.5111134e+00	9.38e-01	8.18e-01	-1.7	2.69e+00	-3.1	1.00e+00	1.00e+00h	1
4	5.2555476e+00	4.10e-01	8.70e-01	-1.7	1.36e+00	-2.7	5.49e-01	1.00e+00h	1
5	5.2246545e+00	1.55e-01	2.34e-01	-1.7	1.01e+00	-2.3	1.00e+00	1.00e+00h	1
6	5.0584395e+00	3.45e-02	1.22e-01	-1.7	5.42e-01	-2.8	1.00e+00	1.00e+00h	1
7	4.8212309e+00	1.01e+00	3.53e-01	-2.5	2.07e+00	-3.3	1.00e+00	7.10e-01h	1
8	4.8143059e+00	2.07e-01	8.55e-02	-2.5	1.18e+00	-2.8	6.85e-01	1.00e+00h	1
9	4.7890467e+00	9.27e-02	7.71e-02	-2.5	7.28e-01	-3.3	1.00e+00	5.61e-01h	1
10	4.7312126e+00	2.46e-01	4.75e-02	-2.5	1.54e+00	-3.8	1.00e+00	1.00e+00h	1
11	4.6994719e+00	4.74e-02	2.39e-02	-2.5	8.51e-01	-3.4	1.00e+00	1.00e+00h	1
12	4.6322390e+00	2.51e-01	1.68e-02	-3.8	2.12e+00	-3.8	8.15e-01	1.00e+00h	1
13	4.5965947e+00	1.69e-01	3.34e-02	-3.8	1.09e+00	-3.4	9.73e-01	1.00e+00h	1
14	4.5264094e+00	2.38e-01	1.79e-02	-3.8	2.49e+00	-3.9	1.00e+00	1.00e+00h	1
15	4.5002314e+00	1.44e-01	1.19e-02	-3.8	1.11e+00	-3.5	1.00e+00	7.84e-01h	1
16	4.4773609e+00	9.87e-02	3.90e-02	-3.8	2.81e+00	-3.9	1.00e+00	3.27e-01h	1
17	4.4515408e+00	3.53e-02	1.23e-02	-3.8	1.06e+00	-3.5	1.00e+00	1.00e+00h	1
18	4.3807465e+00	2.35e-01	1.32e-02	-3.8	2.87e+00	-4.0	1.00e+00	1.00e+00h	1
19	4.3269918e+00	3.32e-01	1.52e-02	-3.8	1.66e+01	-4.5	3.95e-01	1.64e-01h	1
20	4.3135913e+00	2.92e-01	3.91e-02	-3.8	4.01e+00	-4.0	1.00e+00	1.57e-01h	1
21	4.2652241e+00	4.15e-01	2.80e-02	-3.8	1.98e+01	-4.5	4.62e-01	1.45e-01h	1
22	4.2579711e+00	3.50e-01	1.08e-01	-3.8	3.73e+00	-4.1	1.00e+00	1.60e-01h	1

```

23 4.2212423e+00 7.26e-01 8.23e-02 -3.8 1.63e+01 -4.6 1.00e+00 2.05e-01h 1
24 4.2043430e+00 3.44e-01 5.92e-02 -3.8 2.32e+00 -4.1 1.00e+00 5.32e-01h 1
25 4.1690046e+00 7.77e-01 2.82e-02 -3.8 5.04e+00 -4.6 1.00e+00 8.69e-01h 1
26 4.1578351e+00 1.37e+00 2.54e-02 -3.8 3.99e+01 -5.1 1.59e-01 1.20e-01h 1
27 4.1550609e+00 1.12e+00 7.29e-02 -3.8 2.41e+00 -4.7 1.00e+00 1.90e-01h 1
28 4.1391325e+00 3.55e-01 2.26e-02 -3.8 5.90e+00 -5.1 1.00e+00 6.91e-01h 1
29 4.1361067e+00 5.57e+00 7.79e-02 -3.8 2.96e+01 -5.6 7.07e-01 5.52e-01h 1
iter  objective  inf_pr  inf_du lg(mu)  ||d||  lg(rg) alpha_du alpha_pr  ls
30 4.1258620e+00 7.89e-01 1.54e-02 -3.8 9.23e+00 -5.2 1.00e+00 1.00e+00h 1
31 4.1214413e+00 2.46e-01 6.96e-03 -3.8 4.53e+00 -5.7 1.00e+00 1.00e+00h 1
32 4.1190572e+00 7.35e-01 2.97e-02 -3.8 1.75e+01 -6.1 1.00e+00 3.29e-01h 1
33 4.1168474e+00 1.13e-01 1.51e-03 -3.8 2.53e+00 -6.6 1.00e+00 1.00e+00h 1
34 4.1168693e+00 1.15e-01 3.39e-03 -3.8 2.71e+00 -7.1 1.00e+00 9.81e-01h 1
35 4.1166071e+00 8.29e-02 1.62e-03 -3.8 1.60e+00 -7.6 1.00e+00 1.00e+00h 1
36 4.1162914e+00 3.33e-03 4.62e-05 -3.8 3.21e-01 -5.3 1.00e+00 1.00e+00h 1
37 4.1143897e+00 8.32e-02 1.51e-03 -5.7 1.89e+00 -5.8 9.48e-01 8.95e-01h 1
38 4.1136621e+00 4.14e-02 5.92e-04 -5.7 1.09e+00 -5.4 1.00e+00 1.00e+00h 1
39 4.1135996e+00 9.06e-02 4.23e-02 -5.7 2.39e+01 -5.9 7.59e-01 5.00e-02h 5
iter  objective  inf_pr  inf_du lg(mu)  ||d||  lg(rg) alpha_du alpha_pr  ls
40 4.1135964e+00 9.05e-02 1.54e-02 -5.7 8.49e-01 -5.4 1.00e+00 7.54e-04h 1
41 4.1134863e+00 1.89e-01 3.72e-02 -5.7 1.48e+01 -5.9 9.96e-01 1.21e-01h 4
42 4.1135814e+00 1.89e-01 1.82e-01 -5.7 4.29e+01 -5.5 1.00e+00 1.65e-03h 9
43 4.1104453e+00 4.86e-01 2.82e-03 -5.7 4.76e+00 -6.0 1.00e+00 1.00e+00h 1
44 4.1124483e+00 1.03e-01 7.66e-04 -5.7 2.12e+00 -6.5 1.00e+00 1.00e+00h 1
45 4.1122647e+00 1.70e-01 2.30e-03 -5.7 3.35e+00 -6.9 1.00e+00 1.00e+00h 1
46 4.1116203e+00 1.24e-02 1.17e-04 -5.7 7.92e-01 -5.6 1.00e+00 1.00e+00h 1
47 4.1113111e+00 6.61e-02 2.02e-03 -5.7 3.34e+00 -6.1 1.00e+00 1.00e+00h 1
48 4.1110597e+00 1.01e-01 9.79e-04 -5.7 2.15e+00 -5.7 1.00e+00 1.00e+00h 1
49 4.1108486e+00 1.74e-01 1.93e-02 -5.7 2.85e+01 -6.1 8.39e-01 6.77e-02h 4
iter  objective  inf_pr  inf_du lg(mu)  ||d||  lg(rg) alpha_du alpha_pr  ls
50 4.1102066e+00 4.01e-01 4.01e-03 -5.7 4.34e+00 -5.7 1.00e+00 1.00e+00h 1
51 4.1098774e+00 9.52e-01 2.16e-02 -5.7 1.19e+02 -6.2 2.43e-01 4.46e-02h 2
52 4.1068419e+00 1.00e+00 1.82e-02 -5.7 8.48e+00 -5.8 1.00e+00 8.25e-01h 1
53 4.1063826e+00 5.24e-01 8.94e-03 -5.7 7.08e+00 -6.2 7.27e-01 5.00e-01h 2
54 4.1035675e+00 7.87e-01 6.28e-03 -5.7 7.96e+00 -5.8 1.00e+00 8.14e-01h 1
55 4.1002083e+00 1.50e+00 9.22e-03 -5.7 9.00e+00 -6.3 4.19e-01 1.00e+00h 1
56 4.0983771e+00 6.45e-01 8.47e-03 -5.7 2.96e+00 -6.8 1.00e+00 1.00e+00h 1
57 4.0979097e+00 3.26e-02 4.31e-04 -5.7 4.33e-01 -7.2 1.00e+00 1.00e+00h 1
58 4.0978996e+00 1.15e-03 1.41e-05 -5.7 1.30e-01 -7.7 1.00e+00 1.00e+00h 1
59 4.0978983e+00 3.89e-06 4.96e-08 -5.7 9.38e-03 -8.2 1.00e+00 1.00e+00h 1
iter  objective  inf_pr  inf_du lg(mu)  ||d||  lg(rg) alpha_du alpha_pr  ls
60 4.0978690e+00 3.05e-05 1.16e-06 -8.6 2.24e-02 -8.7 1.00e+00 1.00e+00h 1
61 4.0978689e+00 2.82e-08 1.08e-09 -8.6 6.58e-04 -9.1 1.00e+00 1.00e+00h 1
62 4.0978688e+00 2.72e-11 1.03e-12 -9.0 2.11e-05 -9.6 1.00e+00 1.00e+00h 1

```

Number of Iterations....: 62

(scaled)	(unscaled)	
Objective.....	4.0978688305704445e+00	4.0978688305704445e+00
Dual infeasibility.....	1.0318551568744283e-12	1.0318551568744283e-12
Constraint violation....	1.1606983649884081e-11	2.7180033397578018e-11
Complementarity.....	9.0913438300715919e-10	9.0913438300715919e-10
Overall NLP error.....	9.0913438300715919e-10	9.0913438300715919e-10

Number of objective function evaluations	= 98
Number of objective gradient evaluations	= 63
Number of equality constraint evaluations	= 98

Number of inequality constraint evaluations = 0  
Number of equality constraint Jacobian evaluations = 63  
Number of inequality constraint Jacobian evaluations = 0  
Number of Lagrangian Hessian evaluations = 62



# Appendix B

## Elements of proof of Theorem 5.1

### B.1 Proof of Lemma 5.1

*Proof.* Using Cauchy-Schwarz inequality

$$\forall t \in [0; T], \|u_2(t) - u_1(t)\|_1 = \left\| \int_0^t v_2(\tau) - v_1(\tau) \, d\tau \right\|_1 \leq \sqrt{pt} \|v_2 - v_1\|_2 \quad (\text{B.1})$$

and similarly

$$\forall t \in [0; T], \|u(t) - u_0(0)\|_1 \leq \sqrt{pt} \|v\|_2 \quad (\text{B.2})$$

We also have

$$\begin{aligned} \forall t \in [0; T], \|x_2(t) - x_1(t)\|_1 = & \left\| \int_0^t f(\tau, x_2(\tau), u_2(\tau), u_2(r_2(\tau))) \right. \\ & \left. - f(\tau, x_1(\tau), u_1(\tau), u_1(r_1(\tau))) \, d\tau \right\|_1 \end{aligned}$$

It follows that

$$\begin{aligned} \|x_2(t) - x_1(t)\|_1 \leq & \int_0^t K \|x_2(\tau) - x_1(\tau)\|_1 \, d\tau + \int_0^t K \|u_2(\tau) - u_1(\tau)\|_1 \, d\tau \\ & + \int_0^t K \|u_2(r_2(\tau)) - u_1(r_2(\tau))\|_1 \\ & + \int_0^t K \|u_1(r_2(\tau)) - u_1(r_1(\tau))\|_1 \, d\tau \end{aligned}$$

Hence

$$\begin{aligned} \|x_2(t) - x_1(t)\|_1 \leq & K \int_0^t \|x_2(\tau) - x_1(\tau)\|_1 \, d\tau + 2KT\sqrt{pT} \|v_2 - v_1\|_2 \\ & + K \int_0^t \|u_1(r_2(\tau)) - u_1(r_1(\tau))\|_1 \, d\tau \end{aligned} \quad (\text{B.3})$$

Furthermore, we have

$$\begin{aligned} \int_0^t \|u_1(r_2(\tau)) - u_1(r_1(\tau))\|_1 \, d\tau &= \int_0^t \left\| \int_{r_1(\tau)}^{r_2(\tau)} v_1(s) \, ds \right\|_1 \, d\tau \\ &\leq \int_0^t \int_{a(\tau)}^{b(\tau)} \|v_1(s)\|_1 \, ds \, d\tau \end{aligned}$$

where  $a(s) \triangleq \min(r_1(s), r_2(s))$  and  $b(s) \triangleq \max(r_1(s), r_2(s))$ . Since  $r_1$  and  $r_2$  are strictly increasing functions,  $a$  and  $b$  also are and they are invertible. From their respective definitions, it is also clear that  $a(t) \leq b(t)$  and  $a(0) = b(0) = r_0$ . Then, using Fubini's theorem

$$\begin{aligned} \int_0^t \|u_1(r_2(\tau)) - u_1(r_1(\tau))\|_1 d\tau &\leq \int_{r_0}^{a(t)} \int_{b^{-1}(s)}^{a^{-1}(s)} \|v_1(s)\|_1 d\tau ds \\ &\quad + \int_{a(t)}^{b(t)} \int_{b^{-1}(s)}^t \|v_1(s)\|_1 d\tau ds \end{aligned}$$

Hence

$$\begin{aligned} \int_0^t \|u_1(r_2(\tau)) - u_1(r_1(\tau))\|_1 d\tau &\leq \left( \sup_{s \in [r_0; a(t)]} (a^{-1}(s) - b^{-1}(s)) + \sup_{s \in [a(t); b(t)]} (t - b^{-1}(s)) \right) \cdot (\|v_1\|_1 + \|v_0\|_1) \end{aligned}$$

where  $\|v_0\|_1$  is used to denote

$$\|v_0\|_1 = \int_{r_0}^0 \|v_0(\tau)\|_1 d\tau$$

and similarly

$$\|v_0\|_2 = \sqrt{\int_{r_0}^0 \|v_0(\tau)\|_2^2 d\tau}$$

Then

$$\begin{aligned} \int_0^t \|u_1(r_2(\tau)) - u_1(r_1(\tau))\|_1 d\tau &\leq \left( \sup_{s \in [r_0; a(t)]} (a^{-1}(s) - b^{-1}(s)) + a^{-1}(a(t)) - b^{-1}(a(t)) \right) (\|v_1\|_1 + \|v_0\|_1) \end{aligned}$$

For any  $s \in [r_0; a(t)]$

$$a^{-1}(s) - b^{-1}(s) = y_2 - y_1$$

where  $y_1$  and  $y_2$  are uniquely defined by

$$s = a(y_2) = b(y_1)$$

On the other hand,  $\forall i \in \{1, 2\}$ , using the Lipschitz continuity of  $\phi$ , (5.1), (5.12) and integrating  $q$  either backward or forward, we find

$$r'_i(t) = \frac{\phi(q_i(t))}{\phi(q_i(r_i(t)))} \geq \frac{\phi_{\min}}{\phi(u_0(0)) + K(\sqrt{pT}\|w_i\|_2 + \sqrt{pr_0}\|v_0\|_2)}$$

$a$  is a scalar function whose rate of change is lower bounded by the minimum of the two expressions of the previous equation. As a consequence

$$\frac{\phi_{\min}}{\phi(u_0(0)) + K(\sqrt{pT}(\|w_1\|_2 + \|w_2\|_2) + \sqrt{pr_0}\|v_0\|_2)} |y_2 - y_1| \leq |a(y_2) - a(y_1)| \quad (\text{B.4})$$

Then, since  $|a(y_2) - a(y_1)| = |a(y_1) - b(y_1)| = |r_2(y_1) - r_1(y_1)|$ , one has

$$\begin{aligned} \int_0^t \|u_1(r_2(\tau)) - u_1(r_1(\tau))\|_1 d\tau &\leq 2 \frac{\phi(u_0(0)) + K(\sqrt{pT}(\|w_1\|_2 + \|w_2\|_2) + \sqrt{pr_0}\|v_0\|_2)}{\phi_{\min}} \\ &\quad \sup_{s \in [0; T]} |r_2(s) - r_1(s)| \cdot (\|v_1\|_1 + \|v_0\|_1) \end{aligned}$$

Using (5.2), we have

$$\int_{r_1(t)}^t \phi(q_1(\tau)) \, d\tau - \int_{r_2(t)}^t \phi(q_2(\tau)) \, d\tau = 0$$

Hence

$$\left| \int_{r_2(t)}^{r_1(t)} \phi(q_2(\tau)) \, d\tau \right| \leq K \int_0^t \|q_2(\tau) - q_1(\tau)\|_1 \, d\tau$$

And then

$$|r_2(t) - r_1(t)| \leq \frac{Kt\sqrt{pT}}{\phi_{\min}} \|w_2 - w_1\|_2$$

Then

$$\begin{aligned} & \int_0^t \|u_1(r_2(\tau)) - u_1(r_1(\tau))\|_1 \, d\tau \leq \\ & 2KT\sqrt{pT} \frac{\phi(u_0(0)) + K(\sqrt{pT}(\|w_1\|_2 + \|w_2\|_2) + \sqrt{pr_0}\|v_0\|_2)}{\phi_{\min}^2} \cdot (\|v_1\|_1 + \|v_0\|_1) \|w_2 - w_1\|_2 \end{aligned} \quad (\text{B.5})$$

Substituting in (B.3), this leads to

$$\begin{aligned} \|x_2(t) - x_1(t)\|_1 & \leq K \int_0^t \|x_2(\tau) - x_1(\tau)\|_1 \, d\tau + 2KT\sqrt{pT} \|v_2 - v_1\|_2 \\ & \quad + \frac{\phi(u_0(0)) + K(\sqrt{pT}(\|w_1\|_2 + \|w_2\|_2) + \sqrt{pr_0}\|v_0\|_2)}{\phi_{\min}^2} \\ & \quad 2K^2T\sqrt{pT} (\|v_1\|_1 + \|v_0\|_1) \|w_2 - w_1\|_2 \end{aligned}$$

Using Grönwall's lemma

$$\begin{aligned} \|x_2(t) - x_1(t)\|_1 & \leq \left( \frac{\phi(u_0(0)) + K(\sqrt{pT}(\|w_1\|_2 + \|w_2\|_2) + \sqrt{pr_0}\|v_0\|_2)}{\phi_{\min}^2} \right. \\ & \quad \left. 2K^2T\sqrt{pT} (\|v_1\|_1 + \|v_0\|_1) \|w_2 - w_1\|_2 + 2KT\sqrt{pT} \|v_2 - v_1\|_2 \right) e^{Kt} \end{aligned}$$

Synthetically, a conservative estimate is as follows

$$\|x_2(t) - x_1(t)\|_1 \leq k_1 \|v_2 - v_1\|_2 + k_2 (1 + \|w_1\|_2 + \|w_2\|_2) (1 + \|v_1\|_2) \|w_2 - w_1\|_2$$

We also have

$$\forall t \in [0; T], \|x(t) - x_0\|_1 \leq \int_0^t \|f(\tau, x(\tau), u(\tau), u(r_q(\tau)))\|_1 \, d\tau$$

Using the Lipschitz continuity of  $f$

$$\begin{aligned} \|x(t) - x_0\|_1 & \leq \int_0^t \|f(0, x_0, u_0(0), u_0(r_0))\|_1 + K\tau + K\|x(\tau) - x_0\|_1 \\ & \quad + K\|u(\tau) - u_0(0)\|_1 + K\|u(r(\tau)) - u_0(r_0)\|_1 \, d\tau \end{aligned}$$

With Gröwall's lemma and (B.2), we find

$$\|x(t) - x_0\|_1 \leq T(\|f(0, x_0, u_0(0), u_0(r_0))\|_1) + \frac{KT}{2} + 2K\sqrt{pT} \|v\|_2 + K\sqrt{pr_0}\|v_0\|_2 e^{KT}$$

This is rewritten as

$$\|x(t) - x_0\|_1 \leq k_3 + k_4 \|v\|_2 \quad (\text{B.6})$$

Let us define  $\mu : t \mapsto \lambda(T - t)$ . Then, integrating backwards, one gets

$$\begin{aligned} \|\mu(t)\|_1 &\leq \int_0^t \left\| \frac{\partial L}{\partial x}(T - \tau, x(T - \tau), u(T - \tau)) \right. \\ &\quad \left. + \frac{\partial f}{\partial x}(T - \tau, x(T - \tau), u(T - \tau), u(r_q(T - \tau)))^T \mu(\tau) \right\|_1 d\tau \end{aligned}$$

Using the Lipschitz continuity of  $\frac{\partial L}{\partial x}$ , the boundedness of  $\frac{\partial f}{\partial x}$ , (B.1) and (B.6), we find

$$\|\mu(t)\|_1 \leq K \int_0^t \|\mu(\tau)\|_1 d\tau + T \left( \frac{\partial L}{\partial x}(0, x_0, u_0(0)) + KT + K(k_3 + k_4 \|v\|_2) + K\sqrt{pT} \|v\|_2 \right)$$

We deduce that the norm of the adjoint state is bounded

$$\forall t \in [0; T], \|\lambda(t)\|_1 \leq T \left( \frac{\partial L}{\partial x}(0, x_0, u_0) + KT + K(k_3 + k_4 \|v\|_2) + K\sqrt{pT} \|v\|_2 \right) e^{KT}$$

and

$$\forall t \in [0; T], \|\lambda(t)\|_1 \leq l_3 + l_4 \|v\|_2 \quad (\text{B.7})$$

We also have

$$\begin{aligned} &\|\mu_2(t) - \mu_1(t)\|_1 \\ &\leq \int_0^t \left\| \frac{\partial L}{\partial x}(T - \tau, x_2(T - \tau), u_2(T - \tau)) \right. \\ &\quad \left. - \frac{\partial L}{\partial x}(T - \tau, x_1(T - \tau), u_1(T - \tau)) \right\|_1 d\tau \\ &\quad + \int_0^t \left\| \frac{\partial f}{\partial x}(T - \tau, x_2(T - \tau), u_2(T - \tau), u_2(r_2(T - \tau)))^T \mu_2(\tau) \right. \\ &\quad \left. - \frac{\partial f}{\partial x}(T - \tau, x_1(T - \tau), u_1(T - \tau), u_1(r_1(T - \tau)))^T \mu_1(\tau) \right\|_1 d\tau \end{aligned}$$

Consequently

$$\begin{aligned} &\|\mu_2(t) - \mu_1(t)\|_1 \\ &\leq K \int_0^t \|x_2(T - \tau) - x_1(T - \tau)\|_1 + \|u_2(T - \tau) - u_1(T - \tau)\|_1 d\tau \\ &\quad + \int_0^t K \|\mu_2(\tau) - \mu_1(\tau)\|_1 + \left\| \frac{\partial f}{\partial x}(T - t, x_2(T - \tau), u_2(T - \tau), u_2(r_2(T - \tau)))^T \right. \\ &\quad \left. - \frac{\partial f}{\partial x}(T - t, x_1(T - \tau), u_1(T - \tau), u_1(r_1(T - \tau)))^T \mu_1(\tau) \right\|_1 d\tau \end{aligned}$$

Then

$$\begin{aligned} &\|\mu_2(t) - \mu_1(t)\|_1 \\ &\leq K(1 + l_3 + l_4 \|v_1\|_2) \int_0^t \|x_2(T - \tau) - x_1(T - \tau)\|_1 + \|u_2(T - \tau) - u_1(T - \tau)\|_1 d\tau \\ &\quad + K \int_0^t \|\mu_2(\tau) - \mu_1(\tau)\|_1 + \|u_2(r_2(T - t)) - u_1(r_1(T - t))\|_1 \|\mu_1(\tau)\|_1 d\tau \end{aligned}$$

And, reusing (B.5), we get

$$\begin{aligned}
& \|\mu_2(t) - \mu_1(t)\|_1 \\
& \leq K(1 + l_3 + l_4\|v_1\|_2) \int_0^t k_1\|v_2 - v_1\|_2 + k_2(1 + \|w_1\|_2 + \|w_2\|_2) \cdot \\
& \quad (1 + \|v_1\|_2)\|w_2 - w_1\|_2 + \sqrt{pT}\|v_2 - v_1\|_2 \, d\tau + K \int_0^t \|\mu_2(\tau) - \mu_1(\tau)\|_1 \\
& \quad + \sqrt{pT}\|v_2 - v_1\|_2 \, d\tau + (l_3 + l_4\|v_1\|_2)2K^2T\sqrt{pT} \cdot \\
& \quad \frac{\phi(u_0) + K(\sqrt{pT}(\|w_1\|_2 + \|w_2\|_2) + \sqrt{pr_0}\|v_0\|_2)}{\phi_{\min}^2} (\|v_1\|_1 + \|v_0\|_1)\|w_2 - w_1\|_2
\end{aligned}$$

Again, using Grönwall's lemma, one finds

$$\begin{aligned}
& \|\lambda_2(t) - \lambda_1(t)\|_1 \leq \\
& \quad l_1(1 + \|v_1\|_2)\|v_2 - v_1\|_2 + l_2(1 + \|w_1\|_2 + \|w_2\|_2)(1 + \|v_1\|_2)^2\|w_2 - w_1\|_2
\end{aligned}$$

□

## B.2 Proof of Proposition 5.1

*Proof.* We have

$$\begin{aligned}
& \|N_{n+1}(t) - \nu_n(t)\|_1 \leq \\
& \quad \int_t^T \left\| \frac{\partial L}{\partial u}(\tau, X_{n+1}(\tau), u_{n+1}(\tau)) - \frac{\partial L}{\partial u}(\tau, x_n(\tau), u_n(\tau)) \right\|_1 \\
& \quad + \left\| \frac{\partial f}{\partial u}(\tau, X_{n+1}(\tau), u_{n+1}(\tau), u_{n+1}(r_n(\tau)))^T \Lambda_{n+1}(\tau) \right. \\
& \quad \left. - \frac{\partial f}{\partial u}(\tau, x_n(\tau), u_n(\tau), u_n(r_n(\tau)))^T \lambda_n(\tau) \right\|_1 \, d\tau \\
& \quad + \int_{\min(t, r_n(T))}^{r_n(T)} \left\| \frac{\partial f}{\partial u_r}(r_n^{-1}(\tau), X_{n+1}(r_n^{-1}(\tau)), u_{n+1}(r_n^{-1}(\tau)), u_{n+1}(\tau)) \Lambda_{n+1}(r_n^{-1}(\tau)) \right. \\
& \quad \left. - \frac{\partial f}{\partial u_r}(r_n^{-1}(\tau), x_n(r_n^{-1}(\tau)), u_n(r_n^{-1}(\tau)), u_n(\tau)) \lambda_n(r_n^{-1}(\tau)) \right\|_1 (r_n^{-1})'(\tau) \, d\tau
\end{aligned}$$

Using a change of variables in the second integral, we find

$$\begin{aligned}
& \|N_{n+1}(t) - \nu_n(t)\|_1 \leq \\
& \quad K \int_t^T \left( \|X_{n+1}(\tau) - x_n(\tau)\|_1 + \|u_{n+1}(\tau) - u_n(\tau)\|_1 + \|\Lambda_{n+1}(\tau) - \lambda_n(\tau)\|_1 \right. \\
& \quad \left. + \|\lambda_n(\tau)\|_1 \left( \|X_{n+1}(\tau) - x_n(\tau)\|_1 \right. \right. \\
& \quad \left. \left. + \|u_{n+1}(\tau) - u_n(\tau)\|_1 + \|u_{n+1}(r_n(\tau)) - u_n(r_n(\tau))\|_1 \right) \right) \, d\tau \\
& \quad + K \int_{r_n^{-1}(\min(t, r_n(T)))}^T \left( \|\Lambda_{n+1}(\tau) - \lambda_n(\tau)\|_1 + \|\lambda_n(\tau)\|_1 \left( \|X_{n+1}(\tau) - x_n(\tau)\|_1 \right. \right. \\
& \quad \left. \left. + \|u_{n+1}(\tau) - u_n(\tau)\|_1 + \|u_{n+1}(r_n(\tau)) - u_n(r_n(\tau))\|_1 \right) \right) \, d\tau
\end{aligned}$$

Finally, using the various Lipschitz continuity results established in Lemma 5.1, we find

$$\begin{aligned} \|N_{n+1}(t) - \nu_n(t)\|_1 &\leq KT \left( \sqrt{pT} + k_1 + 2l_1(1 + \|v_n\|_2) \right. \\ &\quad \left. + 2(l_3 + l_3\|v_n\|_2)(2\sqrt{pT} + k_1) \right) \|v_{n+1} - v_n\|_2 \end{aligned}$$

This can be rewritten as

$$\|N_{n+1}(t) - \nu_n(t)\|_1 \leq (\kappa_1 + \kappa_2\|v_n\|_2) \|v_{n+1} - v_n\|_2$$

It is also straightforward to show that, for some positive constants  $\kappa_3, \kappa_4$ , one has

$$\|\nu_n(t)\|_1 \leq \kappa_3 + \kappa_4\|v_n\|_2$$

□

### B.3 Proof of Proposition 5.2

*Proof.* From (5.6), one has

$$\begin{aligned} \|\nu_2(t) - \nu_1(t)\|_1 &\leq \\ &\left\| \int_t^T \frac{\partial L}{\partial u}(\tau, x_2(\tau), u_2(\tau))^T - \frac{\partial L}{\partial u}(\tau, x_1(\tau), u_1(\tau))^T \right. \\ &\quad + \frac{\partial f}{\partial u}(\tau, x_2(\tau), u_2(\tau), u_2(r_2(\tau)))^T \lambda_2(\tau) \\ &\quad - \frac{\partial f}{\partial u}(\tau, x_1(\tau), u_1(\tau), u_1(r_1(\tau)))^T \lambda_1(\tau) \\ &\quad + \mathbf{1}_{[0; r_2(T)]}(\tau) (r_2^{-1})'(\tau) \cdot \\ &\quad \quad \frac{\partial f}{\partial u_r}(r_2^{-1}(\tau), x_2(r_2^{-1}(\tau)), u_2(r_2^{-1}(\tau)), u_2(\tau))^T \lambda_2(r_2^{-1}(\tau)) \\ &\quad - \mathbf{1}_{[0; r_1(T)]}(\tau) (r_1^{-1})'(\tau) \cdot \\ &\quad \quad \frac{\partial f}{\partial u_r}(r_1^{-1}(\tau), x_1(r_1^{-1}(\tau)), u_1(r_1^{-1}(\tau)), u_1(\tau))^T \lambda_1(r_1^{-1}(\tau)) \\ &\quad + \int_\tau^{r_2^{-1}(\min(\tau, r_2(T)))} \lambda_2(s)^T \cdot \\ &\quad \quad \frac{\partial f}{\partial u_r}(s, x_2(s), u_2(s), u_2(r_2(s))) \frac{v_2(r_2(s))}{\phi(u_2(r_2(s)))} ds \frac{\partial \phi}{\partial u}(u_2(\tau))^T \\ &\quad - \int_\tau^{r_1^{-1}(\min(\tau, r_1(T)))} \lambda_1(s)^T \cdot \\ &\quad \quad \frac{\partial f}{\partial u_r}(s, x_1(s), u_1(s), u_1(r_1(s))) \frac{v_1(r_1(s))}{\phi(u_1(r_1(s)))} ds \frac{\partial \phi}{\partial u}(u_1(\tau))^T d\tau \Big\|_1 \end{aligned}$$

Hence, using a change of variable in two of the integrals above, and after a Cauchy-Schwarz inequality, one gets

$$\begin{aligned} \|\nu_2(t) - \nu_1(t)\|_1 &\leq \\ &\left\| \int_t^T \frac{\partial L}{\partial u}(\tau, x_2(\tau), u_2(\tau))^T - \frac{\partial L}{\partial u}(\tau, x_1(\tau), u_1(\tau))^T \right. \end{aligned}$$

$$\begin{aligned}
& + \frac{\partial f}{\partial u}(\tau, x_2(\tau), u_2(\tau), u_2(r_2(\tau)))^T \lambda_2(\tau) \\
& \quad - \frac{\partial f}{\partial u}(\tau, x_1(\tau), u_1(\tau), u_1(r_1(\tau)))^T \lambda_1(\tau) \, d\tau \|_1 \\
& + \left\| \int_{r_2^{-1}(\min(t, r_2(T)))}^T \frac{\partial f}{\partial u_r}(\tau, x_2(\tau), u_2(\tau), u_2(r_2(\tau)))^T \lambda_2(\tau) \, d\tau \right. \\
& \quad \left. - \int_{r_1^{-1}(\min(t, r_1(T)))}^T \frac{\partial f}{\partial u_r}(\tau, x_1(\tau), u_1(\tau), u_1(r_1(\tau)))^T \lambda_1(\tau) \, d\tau \right. \\
& + \int_t^T \int_{r_2^{-1}(\min(\tau, r_2(T)))}^{r_2^{-1}(\min(\tau, r_2(T)))} \lambda_2(s)^T \cdot \\
& \quad \frac{\partial f}{\partial u_r}(s, x_2(s), u_2(s), u_2(r_2(s))) \frac{v_2(r_2(s))}{\phi(u_2(r_2(s)))} \, ds \frac{\partial \phi}{\partial u}(u_2(\tau))^T \\
& \quad - \int_{r_1^{-1}(\min(\tau, r_1(T)))}^{r_1^{-1}(\min(\tau, r_1(T)))} \lambda_1(s)^T \cdot \\
& \quad \left. \frac{\partial f}{\partial u_r}(s, x_1(s), u_1(s), u_1(r_1(s))) \frac{v_1(r_1(s))}{\phi(u_1(r_1(s)))} \, ds \frac{\partial \phi}{\partial u}(u_1(\tau))^T \, d\tau \|_1
\end{aligned}$$

Noting that

$$\begin{aligned}
& \left\| \int_{r_2^{-1}(\min(t, r_2(T)))}^T \frac{\partial f}{\partial u_r}(\tau, x_2(\tau), u_2(\tau), u_2(r_2(\tau)))^T \lambda_2(\tau) \, d\tau \right. \\
& \quad \left. - \int_{r_1^{-1}(\min(t, r_1(T)))}^T \frac{\partial f}{\partial u_r}(\tau, x_1(\tau), u_1(\tau), u_1(r_1(\tau)))^T \lambda_1(\tau) \, d\tau \right\|_1 \\
& \leq \int_t^T \left\| \frac{\partial f}{\partial u_r}(\tau, x_2(\tau), u_2(\tau), u_2(r_2(\tau)))^T \lambda_2(\tau) \right. \\
& \quad \left. - \frac{\partial f}{\partial u_r}(\tau, x_1(\tau), u_1(\tau), u_1(r_1(\tau)))^T \lambda_1(\tau) \right\|_1 \, d\tau \\
& + \left\| \int_{r_1^{-1}(\min(t, r_1(T)))}^{r_2^{-1}(\min(t, r_2(T)))} \frac{\partial f}{\partial u_r}(\tau, x_1(\tau), u_1(\tau), u_1(r_1(\tau)))^T \lambda_1(\tau) \, d\tau \right\|_1
\end{aligned}$$

We get

$$\begin{aligned}
& \|\nu_2(t) - \nu_1(t)\|_1 \leq \\
& K(T-t) \sup_{\tau \in [0; T]} (\|x_2(\tau) - x_1(\tau)\|_1 + \|u_2(\tau) - u_1(\tau)\|_1 + 2\|\lambda_2(\tau) - \lambda_1(\tau)\|_1) \\
& + 2K(T-t)(l_3 + l_4\|v_1\|_2) \cdot \\
& \quad \left( \sup_{\tau \in [0; T]} (\|x_2(\tau) - x_1(\tau)\|_1 + 2\|u_2(\tau) - u_1(\tau)\|_1) + \int_0^T \|u_1(r_2(t)) - u_1(r_1(t))\|_1 \, d\tau \right) \\
& + \underbrace{\left\| \int_{r_1^{-1}(\min(t, r_1(T)))}^{r_2^{-1}(\min(t, r_2(T)))} \frac{\partial f}{\partial u_r}(\tau, x_1(\tau), u_1(\tau), u_1(r_1(\tau)))^T \lambda_1(\tau) \, d\tau \right\|_1}_{\triangleq A} \\
& + \left\| \int_t^T \int_{r_1^{-1}(\min(\tau, r_1(T)))}^{r_2^{-1}(\min(\tau, r_2(T)))} \lambda_2(s)^T \cdot \right. \\
& \quad \left. \frac{\partial f}{\partial u_r}(s, x_2(s), u_2(s), u_2(r_2(s))) \frac{v_2(r_2(s))}{\phi(u_2(r_2(s)))} \, ds \frac{\partial \phi}{\partial u}(u_2(\tau)) \, d\tau \right\|_1 \\
& \quad \underbrace{\hspace{10em}}_{\triangleq B}
\end{aligned}$$

$$\begin{aligned}
& + \left\| \int_t^T \int_\tau^{r_1^{-1}(\min(\tau, r_1(T)))} \lambda_2(s)^T \right. \\
& \quad \left. \frac{\partial f}{\partial u_r}(s, x_2(s), u_2(s), u_2(r_2(s))) \frac{v_2(r_2(s))}{\phi(u_2(r_2(s)))} ds \frac{\partial \phi}{\partial u}(u_2(\tau)) \right. \\
& \quad \left. - \lambda_1(s)^T \right. \\
& \quad \left. \underbrace{\frac{\partial f}{\partial u_r}(s, x_1(s), u_1(s), u_1(r_1(s))) \frac{v_1(r_1(s))}{\phi(u_1(r_1(s)))} ds \frac{\partial \phi}{\partial u}(u_1(\tau)) d\tau}_{\triangleq C} \right\|_1
\end{aligned}$$

We have

$$A \leq \int_{r_1^{-1}(\min(t, r_1(T)))}^{r_2^{-1}(\min(t, r_2(T)))} K(l_3 + l_4 \|v_1\|_2) d\tau$$

The definition of the delay (5.2) gives us

$$\int_{\min(t, r_2(T))}^{r_2^{-1}(\min(t, r_2(T)))} \phi(u_2(\tau)) d\tau - \int_{\min(t, r_1(T))}^{r_1^{-1}(\min(t, r_1(T)))} \phi(u_1(\tau)) d\tau = 0$$

It follows that

$$\begin{aligned}
\int_{r_1^{-1}(\min(t, r_1(T)))}^{r_2^{-1}(\min(t, r_2(T)))} \phi(u_2(\tau)) d\tau &= - \int_{\min(t, r_1(T))}^{r_1^{-1}(\min(t, r_2(T)))} \phi(u_2(\tau)) - \phi(u_1(\tau)) d\tau \\
&\quad - \int_{\min(t, r_2(T))}^{\min(t, r_1(T))} \phi(u_2(\tau)) d\tau
\end{aligned} \tag{B.8}$$

Besides, (5.2) also implies

$$\begin{aligned}
\left| \int_{\min(t, r_2(T))}^{\min(t, r_1(T))} \phi(u_2(\tau)) d\tau \right| &\leq \left| \int_{r_2(T)}^{r_1(T)} \phi(u_2(\tau)) d\tau \right| = \left| \int_{r_1(T)}^T \phi(u_2(\tau)) - \phi(u_1(\tau)) d\tau \right| \\
&\leq K(T - r_0) \sqrt{pT} \|v_2 - v_1\|_2
\end{aligned}$$

Then, using (B.8) and performing the same calculation

$$(r_2^{-1}(\min(t, r_2(T))) - r_1^{-1}(\min(t, r_1(T)))) \leq \frac{2K(T - r_0)\sqrt{pT}}{\phi_{\min}} \|v_2 - v_1\|_2$$

Finally, we have

$$A \leq \frac{2K^2(T - r_0)\sqrt{pT}}{\phi_{\min}} (l_3 + l_4 \|v_1\|_2) \|v_2 - v_1\|_2$$

To treat  $B$ , we note

$$\begin{aligned}
a : [r_0; \max(r_1(T), r_2(T))] &\rightarrow [0; T] \\
t &\mapsto \min(r_1^{-1}(\min(\tau, r_1(T))), r_2^{-1}(\min(\tau, r_2(T))))
\end{aligned}$$

and

$$\begin{aligned}
b : [r_0; \min(r_1(T), r_2(T))] &\rightarrow [0; T] \\
t &\mapsto \max(r_1^{-1}(\min(\tau, r_1(T))), r_2^{-1}(\min(\tau, r_2(T))))
\end{aligned}$$

Since  $r_1^{-1}$  and  $r_2^{-1}$  are both strictly increasing functions,  $a$  and  $b$  both are invertible functions and

$$\begin{aligned} B &\leq \int_{a(t)}^{b(t)} \int_t^{a^{-1}(s)} \|\lambda_2(s)\|^T \cdot \\ &\quad \frac{\partial f}{\partial u_r}(s, x_2(s), u_2(s), u_2(r_2(s))) \frac{v_2(r_2(s))}{\phi(u_2(r_2(s)))} \frac{\partial \phi}{\partial u}(u_2(\tau))\|_1 d\tau ds + \\ &\quad \int_{b(t)}^T \int_{b^{-1}(s)}^{a^{-1}(s)} \|\lambda_2(s)\|^T \cdot \\ &\quad \frac{\partial f}{\partial u_r}(s, x_2(s), u_2(s), u_2(r_2(s))) \frac{v_2(r_2(s))}{\phi(u_2(r_2(s)))} \frac{\partial \phi}{\partial u}(u_2(\tau))\|_1 d\tau ds \end{aligned}$$

Then, by the Lipschitz continuity of  $\frac{\partial \phi}{\partial u}$  and the boundedness of  $\frac{\partial f}{\partial u_r}$

$$\begin{aligned} B &\leq \left( \sup_{s \in [a(t); b(t)]} (a^{-1}(s) - t) + \sup_{s \in [b(t); T]} (a^{-1}(s) - b^{-1}(s)) \right) \cdot \\ &\quad (l_3 + l_4 \|v_2\|_2) \frac{K^2}{\phi_{\min}} \int_0^T \|v_2(r_2(s))\|_1 ds \end{aligned}$$

Besides, by the Cauchy-Schwarz inequality

$$\begin{aligned} \int_0^T \|v_2(r_2(s))\|_1 ds &\leq \sqrt{pT} \sqrt{\int_0^T \|v_2(r_2(s))\|_2^2 ds} \\ &\leq \sqrt{pT} \sqrt{\int_{r_2(0)}^{r_2(T)} \|v_2(s)\|_2^2 \cdot (r_2^{-1})'(s) ds} \\ &\leq \sqrt{\frac{pT(\phi(u_0(0)) + K\sqrt{pT}\|v_2\|_2 + K\sqrt{pr_0}\|v_0\|_2)}{\phi_{\min}}} (\|v_2\|_2 + \|v_0\|_2) \end{aligned}$$

and since  $a \leq b$

$$\begin{aligned} B &\leq (a^{-1}(b(t)) - b^{-1}(b(t)) + \sup_{s \in [b(t); T]} (a^{-1}(s) - b^{-1}(s))) \cdot \\ &\quad (l_3 + l_4 \|v_2\|_2) \frac{K^2}{\phi_{\min}} \sqrt{\frac{pT(\phi(u_0(0)) + K\sqrt{pT}\|v_2\|_2)}{\phi_{\min}}} (\|v_2\|_2 + \|v_0\|_2) \end{aligned}$$

Finally, after a few lines of calculus similar to (B.4), we get

$$\begin{aligned} B &\leq 2(l_3 + l_4 \|v_2\|_2) \frac{K^2}{\phi_{\min}} \sqrt{\frac{pT(\phi(u_0(0)) + K\sqrt{pT}\|v_2\|_2) + K\sqrt{pr_0}\|v_0\|_2}{\phi_{\min}}} (\|v_2\|_2 + \|v_0\|_2) \cdot \\ &\quad \frac{KT\sqrt{pT}(\phi(u_0(0)) + K\sqrt{pT}\|v_1\|_2 + K\sqrt{pr_0}\|v_0\|_2)}{\phi_{\min}^2} \|v_2 - v_1\|_2 \end{aligned}$$

Using the same kind of computations on  $C$ , we show that

$$\forall t \in [0; T], \quad \|\nu_2(t) - \nu_1(t)\|_1 \leq \mathcal{K}(\|v_0\|_2, \|v_1\|_2, \|v_2\|_2) \|v_2 - v_1\|_2$$

where  $\mathcal{K} : \mathbb{R}_+^3 \rightarrow \mathbb{R}_+$  is a continuous function such that for all  $i$

$$x_i \leq z_i \implies \mathcal{K}(x_1, x_2, x_3) \leq \mathcal{K}(z_1, z_2, z_3)$$

which gives the conclusion □



# Appendix C

## Reporting of the numerical results

	Variables	Constraints	CPU <sub>time</sub>
Figure 3.2, $N = 10$	8000	7999	0.65 s
Figure 3.2, $N = 50$	36000	35999	23.16 s
Figure 3.3, $N = 10$	8000	7999	1.16 s
Figure 3.3, $N = 50$	36000	35999	20.20 s
Figure 3.4	180000	179999	115.01 s
Figure 3.5	321959	321958	142.17 s

Figure C.1: Numerical results of Chapter 3

	Variables	Constraints	Total CPU <sub>time</sub>	Solve CPU <sub>time</sub>	Approx. conv.
Figure 5.2	2375	2300	10.78 s	8.07 s	$\approx 8$ s
Figure 6.4	7493	7600	59.21 s	31.98 s	$\approx 25$ s
Figure 6.6	7493	7600	54.70 s	28.57 s	$\approx 12$ s
Figure 6.8	7493	7600	72.50 s	39.21 s	$\approx 15$ s
Figure 6.10	7493	8200	75.25 s	41.71 s	$\approx 15$ s

Table C.1: Numerical results of Chapter 5 and 6 for 100 iterations

## Résumé

Dans cette thèse, nous avons étudié le contrôle et l'optimisation de systèmes dynamiques sujets à des retards variables.

L'existence de retards, de commande ou d'état, est un problème classique en automatique, susceptible de réduire les performances du système en régime transitoire, voire de remettre en cause la stabilité de contrôleurs en boucle fermée. De tels phénomènes de retards variables jouent un rôle important dans de nombreuses applications en génie des procédés.

Dans une première partie, nous avons étudié la régulation en boucle fermée d'un système soumis à des retards de métrologie variables et incertains. Nous avons établi de nouveaux résultats garantissant la stabilité robuste sous certaines conditions explicites sur le gain du contrôleur. Dans une seconde partie, nous avons abordé le problème de l'optimisation dynamique de systèmes présentant des retards variables dépendant de la commande liés à des phénomènes de transport dans des réseaux hydrauliques. Nous avons proposé un algorithme itératif d'optimisation et garanti sa convergence grâce à une analyse détaillée.

## Mots Clés

Optimisation dynamique, Retards variables, Contrôle de procédés

## Abstract

This Ph.D. work studied the control and optimization of dynamical systems subject to varying time delays.

State and control time delays are a well-known problem in control theory, with a potential to decrease performances during transient regimes, or even to jeopardize controllers closed-loop stability. Such variable delays play a key role in many applications in process industries.

In a first part, we studied the closed-loop control of a system subject to varying and uncertain metrology delays. We established new results on robust stability under explicit conditions on the controller gain. In a second part, we tackled the problem of the dynamic optimization of systems exhibiting input dependent delays due to transport phenomena in complex hydraulic architectures. We designed an iterative optimization algorithm and guaranteed its convergence through a detailed analysis.

## Keywords

Dynamic optimization, Variable delays, Process control